



**2026-27
TRACTION
CATALOG**
EFFECTIVE MARCH 2026



1980'S



1990'S



2000'S



NOW

1996
BUILT
CORPORATE
WAREHOUSE
IN HILLSBORO
OREGON

2007
OPENED
WAREHOUSE
IN ROCKLIN
CALIFORNIA

2013
ENTERED
STRATEGIC
PARTNERSHIP
WITH TRYGG



2024
OPENED
WAREHOUSE
IN MARION
IOWA

1986
FORMED
QUALITY
CHAIN CORP.



2005
INTRODUCED
PATENTED
SPIDER
BUNGEE'S

2010
INTRODUCED
VOLT



2018
INTRODUCED
EASYSOX














FOLLOW US ON
SOCIAL MEDIA
@QUALITYCHAINCORP





WARNING: READ BEFORE USE!



-  Vehicle operators unwilling to accept the possible risks associated with the use of traction devices, such as but not limited to accident, vehicle damage, tire damage or wheel damage, should not use any traction device on their vehicle.
-  Traction devices may cause cosmetic scuffing on tire when installed. This condition is unavoidable on certain tread types and tire designs.
-  Wheels are also at risk of cosmetic scuffing with the use of traction devices. Wheels using low profile tires such as 35, 40, 45 and 50 series tires are at higher risk due to the short height of the tire sidewall. QCC will not warranty alloy wheels or wheel covers damaged by chains or chain tighteners.
-  Traction devices must hang down over the sidewall of the tire in order to stay on the tire while being used.
-  Vehicle components (ABS sensors, brake lines, etc.) can be damaged if the traction device strikes the components. Pre-fit traction device before use and check for adequate clearance.
-  Traction devices can break during the course of their service life.
(If traction device breaks, remove immediately).
-  Traveling at speeds faster than 30 MPH increases the chance of component failure.
-  Using traction devices with component failure is extremely unsafe and may cause loss of control or damage to the vehicle. **(If traction device breaks, remove immediately.)**
-  Traction devices with broken components should immediately be repaired or replaced.
-  The use of traction devices are at the risk of the vehicle operator.
-  Always wear eye protection when installing rubber bungees, tighteners or straps.

If these warnings are ignored, QCC and their distributors are not responsible for injury or vehicle damage. Under no circumstances will compensation for damage be considered by QCC where the damage is found to have resulted from the misuse of any traction device.

WARRANTIES

SPEEDS OVER 30 MPH, IMPROPER FIT OR IMPROPER INSTALLATION VOIDS THESE WARRANTIES

1. **DISCLAIMER OF WARRANTIES:** The products listed in this catalog are warranted free from defects in workmanship and material for thirty (30) days from the date of delivery. No other express warranty is given and no affirmation of seller, by words or action, shall constitute a warranty.
2. The above warranty is made only to the dealer, retailer or other direct customer of Quality Chain Corp. (hereby referred to as QCC). QCC makes no warranty to the end user and prohibits the transfer of the warranty given above to its direct customer or to any subsequent purchaser, including but not limited to end user.
3. **REMEDIES:** The buyer's sole remedy for breach of any warranty is limited exclusively to obtaining, at the discretion of the seller, either credit, repair or replacement of any product sold hereunder by QCC. Product shall be returned to seller's plant, transportation prepaid within thirty (30) days after the delivery to a user and within ten (10) days of discovery of alleged defect. QCC inspection shall identify the presence of any defects. Buyer shall not be entitled to recover any incidental or consequential damages. No material shall be returned without written consent of the seller.

RETURN MERCHANDISE: No merchandise will be accepted without prior written authorization. All return merchandise must be shipped freight prepaid. Collect shipments will be refused. A 20% restock/handling charge will be deducted from the credit amount.



To Our Valued Customers,

This year marks a milestone that fills our company - and our families - with pride and gratitude: OUR 40th YEAR IN BUSINESS!

What began four decades ago with a simple goal - to serve our customers with great products, integrity, hard work, and fair value - has grown into the largest tire chain wholesaler in the United States. Through it all, one thing has never changed: we have been family owned and operated in the USA every single step of the way.

Our growth did not happen overnight, and it certainly did not happen alone. It was built through long days, honest relationships, learning from challenges, and earning trust one customer at a time. Many of you have been with us for years, some since the very beginning, and others have joined us more recently. Every relationship has mattered, and every order has played a role in shaping who we are today.

We are incredibly grateful for your loyalty, your confidence in our team, and the opportunity to serve your business. Your support has allowed us to invest in our people, expand our capabilities, and remain committed to doing business the right way, here at home.

As we reflect on the past 40 years, we do so with appreciation and humility. And as we look ahead, we are energized, focused, and excited about what's to come. The future brings new opportunities, new challenges, and new ways to better serve you, while staying true to the values that got us here.

From our family to yours, thank you for being part of our story. We look forward to the next 40 years.

With sincere appreciation,

Joe Casper
President - Quality Chain Corporation

TABLE OF CONTENTS

PASSENGER **5 - 16**

LIGHT TRUCK / SUV **17 - 34**

COMMERCIAL TRUCK **35 - 58**

LOADER / GRADER **59 - 69**

FORKLIFT **70 - 73**

SKID STEER **74 - 78**

ATV / UTV **79 - 82**

FORESTRY **83 - 90**

TRACTOR **91 - 101**

GARDEN TRACTOR / SNOW BLOWER **102 - 103**

ACCESSORIES **104 - 119**

MISC. INFORMATION **120 - 124**

FINDING YOUR TIRE SIZE

THE TIRE SIZE CAN ALWAYS BE FOUND ON THE SIDEWALL OF A TIRE. IT USUALLY LOOKS LIKE THE EXAMPLE SHOWN: 215/55R18

TIRE TYPE: For example "P" for passenger or "LT" for Light Truck.

TIRE WIDTH: The width of the tire in millimeters (mm).

ASPECT RATIO: The sidewall height (from rim to tread), shown as a percentage of the tire width. In this example, the sidewall height is 55% of the tire width.

TIRE CONSTRUCTION: "R" stands for Radial. This is not as important when choosing a winter traction device.

RIM DIAMETER: The diameter of the rim in inches (in).



MINIMUM CLEARANCE REQUIREMENTS



PASSENGER AND LIGHT TRUCK

SAE CLASS	MINIMUM TREAD FACE CLEARANCE (A)	MINIMUM SIDEWALL CLEARANCE (C)
CLASS "S"	1.46" / 37 MM	0.59" / 15 MM
CLASS "U"	1.97" / 50 MM	0.91" / 23 MM
CLASS "W"	2.5" / 63.5 MM	1.5" / 38.1 MM

The minimum clearance specified must be maintained around spring clips, spring bolts, fenders, braces, splash pans, fuel lines, brake lines, brake controls and other mechanical components.


The tire size must be known in order to select a tire chain of correct fit. Traction products not only have to fit the tire, but must also fit within the space provided around the tires. It is important to check your vehicle owner's manual. The restricted wheel clearances in most of today's vehicles may require the use of SAE Class "S" tire chains.

The different SAE Classes incorporate two different measurements: (A) from the tread face of the tire to the nearest obstruction, and (C) from the inside sidewall of the tire to the nearest obstruction.


Please refer to your owner's manual for specific tire chain recommendations for your vehicle.

DEFINITIONS OF SAE CLASSIFICATIONS

S.A.E Classifications refers to the area around the drive tires that is allowed for tire chains and cables. This classification is created by the Society of Automotive Engineers and almost every vehicle since the mid 90's has been placed in a category. It is always recommended the vehicle owner look in their owner's manual before purchasing a traction product.



Regular (non-reinforced) passenger tire chains and cables for vehicles with restricted wheel well clearances.



Regular (non-reinforced) and lug reinforced passenger tire chains for vehicles with regular (non-restricted) wheel well clearances.



Those passenger tire chains that use light truck components, as well as some light truck chains.

SHOESOX

- PERFECT FOR WALKING ON PACKED SNOW AND ICE
- PROTECTION IN PARKING LOTS, DRIVEWAYS AND ON SIDEWALKS
- FIBERS IN FABRIC EXPAND TO GRIP WITH EACH STEP
- QUICKLY SLIDE ON/OFF AS NEEDED
- MACHINE WASHABLE & EASY TO STORE



STOCK NUMBER	DESCRIPTION	MEN'S SHOE SIZE	WOMEN'S SHOE SIZE
ES-SM	KID'S SHOE SOCKS	-	-
ES-MD	MEDIUM SHOE SOCKS	4 - 7.5	5.5 - 9
ES-LG	LARGE SHOE SOCKS	8 - 11.5	9.5 - 13
ES-XL	EXTRA LARGE SHOE SOCKS	12 & UP	14 & UP



SHOE SPIKES

STOCK NUMBER	DESCRIPTION	SHOE SIZE
SC-SPIKES	UNIVERSAL SHOE SPIKES	ONE SIZE FITS ALL



SC-SPIKES

⚠ WARNING: ALWAYS USE CAUTION WHEN WALKING ON SNOW OR ICE COVERED SURFACES. THE USE OF SHOE SOCKS/SPIKES DOES NOT ALWAYS LESSEN THE RISK OF SLIPPING AND FALLING.



PASSENGER

PLEASE NOTE: This is only a guide. Actual fitments and clearances may vary. Please check prior to use.



Quality Chain Corp. suggests that you check your vehicle owner's manual for information about the use of tire chains.



NOTE: Part numbers that are **BOLD ITALIC** meet and/or exceed S.A.E. Class "S" Clearance requirements.

PASSENGER

TIRE SIZE	EASYSOX	VOLT CABLE	HIGH VOLT CABLE	COBRA CABLE	DIAMOND BACK	LINK CHAIN
	<i>ES</i>	<i>QV300</i>	<i>QV500</i>	<i>1000</i>	<i>1500Q</i>	<i>1100</i>
	Page 12	Page 15	Page 15	Page 14	Page 16	Page 14
185/70-13	<i>ES72</i>	<i>QV319</i>	<i>QV539</i>	<i>1026</i>	<i>1525Q</i>	<i>1126</i>
155/80-13	<i>ES81</i>	<i>QV315</i>	-	<i>1014</i>	<i>1515Q</i>	<i>1114</i>
175/80-13	<i>ES77</i>	<i>QV319</i>	<i>QV539</i>	<i>1022</i>	<i>1525Q</i>	<i>1122</i>
185/60-14	<i>ES81</i>	<i>QV319</i>	-	<i>1018</i>	<i>1520Q</i>	<i>1118</i>
195/60-14	<i>ES72</i>	<i>QV319</i>	<i>QV539</i>	<i>1026</i>	<i>1525Q</i>	<i>1126</i>
175/65-14	<i>ES81</i>	<i>QV315</i>	-	<i>1018</i>	<i>1520Q</i>	<i>1118</i>
185/65-14	<i>ES72</i>	<i>QV319</i>	<i>QV539</i>	<i>1026</i>	<i>1525Q</i>	<i>1126</i>
175/70-14	<i>ES72</i>	<i>QV319</i>	<i>QV539</i>	<i>1026</i>	<i>1525Q</i>	<i>1126</i>
185/70-14	<i>ES77</i>	<i>QV323</i>	<i>QV539</i>	<i>1026</i>	<i>1530Q</i>	<i>1126</i>
195/70-14	<i>ES78</i>	<i>QV327</i>	<i>QV547</i>	<i>1030</i>	<i>1535Q</i>	<i>1130</i>
205/70-14	<i>ES73</i>	<i>QV329</i>	<i>QV547</i>	<i>1034</i>	<i>1540Q</i>	<i>1134</i>
215/70-14	<i>ES79</i>	<i>QV335</i>	<i>QV547</i>	<i>1034</i>	<i>1545Q</i>	<i>1134</i>
195/75-14	<i>ES79</i>	<i>QV327</i>	<i>QV539</i>	<i>1030</i>	<i>1535Q</i>	<i>1130</i>
205/75-14	<i>ES79</i>	<i>QV331</i>	<i>QV539</i>	<i>1034</i>	<i>1540Q</i>	<i>1134</i>
215/75-14	<i>ES75</i>	<i>QV335</i>	<i>QV555</i>	<i>1034</i>	<i>1545Q</i>	<i>1138</i>
285/40-15	-	-	<i>QV555</i>	<i>1038</i>	-	<i>1138</i>
195/45-15	<i>ES71</i>	<i>QV315</i>	-	<i>1026</i>	<i>1520Q</i>	<i>1126</i>
195/50-15	<i>ES81</i>	<i>QV319</i>	<i>QV539</i>	<i>1026</i>	<i>1525Q</i>	<i>1126</i>
205/50-15	<i>ES76</i>	<i>QV323</i>	<i>QV539</i>	<i>1026</i>	<i>1525Q</i>	<i>1126</i>
225/50-15	<i>ES77</i>	<i>QV327</i>	<i>QV539</i>	<i>1030</i>	<i>1535Q</i>	<i>1130</i>
235/50-15	-	<i>QV327</i>	<i>QV547</i>	<i>1034</i>	-	<i>1138</i>
245/50-15	<i>ES78</i>	<i>QV331</i>	<i>QV555</i>	<i>1038</i>	-	<i>1138</i>
265/50-15	<i>ES79</i>	<i>QV339</i>	<i>QV555</i>	<i>1042</i>	<i>1553Q</i>	<i>1142</i>
275/50-15	-	<i>QV339</i>	<i>QV555</i>	<i>1042</i>	<i>1555Q</i>	<i>1142</i>
295/50-15	<i>ES80</i>	<i>QV339</i>	<i>QV563</i>	<i>1046</i>	-	<i>1146</i>
175/55-15	<i>ES81</i>	<i>QV315</i>	-	<i>1018</i>	<i>1520Q</i>	<i>1118</i>
185/55-15	<i>ES81</i>	<i>QV319</i>	<i>QV539</i>	<i>1022</i>	<i>1525Q</i>	<i>1122</i>
195/55-15	<i>ES72</i>	<i>QV323</i>	<i>QV539</i>	<i>1022</i>	<i>1525Q</i>	<i>1122</i>
205/55-15	<i>ES77</i>	<i>QV327</i>	<i>QV539</i>	<i>1034</i>	<i>1535Q</i>	<i>1134</i>
225/55-15	<i>ES78</i>	<i>QV327</i>	<i>QV547</i>	<i>1034</i>	<i>1540Q</i>	<i>1134</i>
155/60-15	<i>ES71</i>	<i>QV311</i>	-	<i>1014</i>	-	<i>1114</i>
165/60-15	<i>ES81</i>	<i>QV315</i>	-	<i>1018</i>	<i>1520Q</i>	<i>1118</i>
175/60-15	<i>ES72</i>	<i>QV319</i>	<i>QV539</i>	<i>1018</i>	<i>1525Q</i>	<i>1118</i>
185/60-15	<i>ES72</i>	<i>QV323</i>	<i>QV539</i>	<i>1026</i>	<i>1525Q</i>	<i>1126</i>
195/60-15	<i>ES77</i>	<i>QV327</i>	<i>QV539</i>	<i>1030</i>	<i>1530Q</i>	<i>1130</i>
205/60-15	<i>ES78</i>	<i>QV331</i>	<i>QV547</i>	<i>1030</i>	<i>1535Q</i>	<i>1130</i>
215/60-15	<i>ES73</i>	<i>QV331</i>	<i>QV547</i>	<i>1034</i>	<i>1540Q</i>	<i>1138</i>
225/60-15	<i>ES79</i>	<i>QV331</i>	<i>QV547</i>	<i>1034</i>	<i>1547Q</i>	<i>1134</i>
235/60-15	<i>ES79</i>	<i>QV335</i>	<i>QV555</i>	<i>1038</i>	<i>1550Q</i>	<i>1138</i>
245/60-15	<i>ES74</i>	<i>QV339</i>	<i>QV555</i>	<i>1042</i>	<i>1553Q</i>	<i>1142</i>
255/60-15	<i>ES75</i>	<i>QV343</i>	<i>QV563</i>	<i>1042</i>	<i>1555Q</i>	<i>1142</i>
265/60-15	-	-	<i>QV563</i>	<i>1042</i>	<i>1555Q</i>	<i>1142</i>
275/60-15	<i>ES83</i>	<i>QV729</i>	<i>QV563</i>	<i>1046</i>	<i>1555Q</i>	<i>1146</i>
145/65-15	<i>ES71</i>	<i>QV315</i>	-	<i>1014</i>	-	<i>1114</i>
165/65-15	<i>ES72</i>	<i>QV319</i>	<i>QV539</i>	<i>1022</i>	<i>1525Q</i>	<i>1122</i>
175/65-15	<i>ES77</i>	<i>QV319</i>	<i>QV539</i>	<i>1022</i>	<i>1525Q</i>	<i>1122</i>
185/65-15	<i>ES77</i>	<i>QV323</i>	<i>QV539</i>	<i>1030</i>	<i>1530Q</i>	<i>1130</i>
195/65-15	<i>ES73</i>	<i>QV329</i>	<i>QV547</i>	<i>1030</i>	<i>1535Q</i>	<i>1130</i>



PLEASE NOTE: This is only a guide. Actual fitments and clearances may vary. Please check prior to use.



Quality Chain Corp. suggests that you check your vehicle owner's manual for information about the use of tire chains.



NOTE: Part numbers that are **BOLD ITALIC** meet and/or exceed S.A.E. Class "S" Clearance requirements.

PASSENGER

TIRE SIZE	EASYSOX	VOLT CABLE	HIGH VOLT CABLE	COBRA CABLE	DIAMOND BACK	LINK CHAIN
	<i>ES</i>	<i>QV300</i>	<i>QV500</i>	<i>1000</i>	<i>1500Q</i>	<i>1100</i>
	Page 12	Page 15	Page 15	Page 14	Page 16	Page 14
205/65-15	<i>ES79</i>	<i>QV329</i>	<i>QV547</i>	<i>1034</i>	<i>1540Q</i>	<i>1134</i>
215/65-15	<i>ES79</i>	<i>QV335</i>	<i>QV555</i>	<i>1038</i>	<i>1545Q</i>	<i>1138</i>
225/65-15	<i>ES74</i>	<i>QV339</i>	<i>QV555</i>	<i>1038</i>	-	<i>1138</i>
235/65-15	<i>ES75</i>	<i>QV339</i>	<i>QV563</i>	<i>1042</i>	<i>1555Q</i>	<i>1142</i>
255/65-15	<i>ES83</i>	<i>QV343</i>	<i>QV563</i>	<i>1042</i>	<i>1555Q</i>	<i>1142</i>
175/70-15	<i>ES78</i>	<i>QV323</i>	<i>QV539</i>	<i>1022</i>	<i>1530Q</i>	<i>1122</i>
185/70-15	<i>ES73</i>	<i>QV323</i>	<i>QV547</i>	<i>1030</i>	<i>1535Q</i>	<i>1130</i>
195/70-15	<i>ES79</i>	<i>QV329</i>	<i>QV547</i>	<i>1034</i>	<i>1540Q</i>	<i>1134</i>
205/70-15	<i>ES74</i>	<i>QV335</i>	<i>QV555</i>	<i>1034</i>	<i>1545Q</i>	<i>1134</i>
215/70-15	<i>ES74</i>	<i>QV335</i>	<i>QV555</i>	<i>1038</i>	<i>1550Q</i>	<i>1138</i>
225/70-15	<i>ES75</i>	<i>QV343</i>	<i>QV563</i>	<i>1038</i>	<i>1553Q</i>	<i>1138</i>
235/70-15	<i>ES83</i>	<i>QV343</i>	<i>QV563</i>	<i>1042</i>	<i>1555Q</i>	<i>1142</i>
255/70-15	<i>ES83</i>	<i>QV735</i>	<i>QV571</i>	<i>1046</i>	<i>2319LW</i>	<i>1146</i>
185/75-15	-	<i>QV331</i>	<i>QV547</i>	<i>1026</i>	<i>1535Q</i>	<i>1130</i>
195/75-15	<i>ES74</i>	<i>QV331</i>	<i>QV547</i>	<i>1030</i>	<i>1540Q</i>	<i>1130</i>
205/75-15	<i>ES75</i>	<i>QV335</i>	<i>QV555</i>	<i>1034</i>	<i>1547Q</i>	<i>1138</i>
215/75-15	<i>ES80</i>	<i>QV339</i>	<i>QV563</i>	<i>1038</i>	<i>1550Q</i>	<i>1138</i>
225/75-15	<i>ES80</i>	<i>QV343</i>	<i>QV563</i>	<i>1042</i>	<i>1555Q</i>	<i>1142</i>
235/75-15	<i>ES82</i>	<i>QV343</i>	<i>QV571</i>	<i>1042</i>	<i>1555Q</i>	<i>1142</i>
155/80-15	<i>ES78</i>	<i>QV319</i>	<i>QV539</i>	<i>1022</i>	-	<i>1122</i>
165/80-15	<i>ES73</i>	<i>QV323</i>	<i>QV547</i>	<i>1022</i>	<i>1530Q</i>	<i>1122</i>
175/80-15	<i>ES79</i>	<i>QV329</i>	<i>QV547</i>	-	-	-
195/80-15	<i>ES75</i>	<i>QV335</i>	<i>QV563</i>	<i>1034</i>	<i>1545Q</i>	<i>1134</i>
215/80-15	<i>ES82</i>	<i>QV343</i>	<i>QV563</i>	<i>1038</i>	-	<i>1142</i>
205/40-16	<i>ES81</i>	<i>QV323</i>	<i>QV539</i>	<i>1026</i>	<i>1525Q</i>	<i>1126</i>
215/40-16	<i>ES81</i>	<i>QV323</i>	<i>QV539</i>	<i>1030</i>	<i>1525Q</i>	<i>1130</i>
195/45-16	<i>ES81</i>	<i>QV319</i>	<i>QV539</i>	<i>1026</i>	<i>1525Q</i>	<i>1126</i>
205/45-16	<i>ES76</i>	<i>QV323</i>	<i>QV539</i>	<i>1030</i>	<i>1525Q</i>	<i>1130</i>
215/45-16	<i>ES76</i>	<i>QV323</i>	<i>QV539</i>	<i>1030</i>	<i>1535Q</i>	<i>1130</i>
225/45-16	<i>ES77</i>	-	<i>QV539</i>	<i>1034</i>	<i>1540Q</i>	<i>1134</i>
245/45-16	<i>ES78</i>	<i>QV331</i>	<i>QV547</i>	<i>1038</i>	<i>1547Q</i>	<i>1138</i>
255/45-16	<i>ES73</i>	<i>QV335</i>	<i>QV555</i>	<i>1038</i>	-	<i>1138</i>
185/50-16	<i>ES72</i>	<i>QV319</i>	<i>QV539</i>	<i>1026</i>	<i>1525Q</i>	<i>1126</i>
195/50-16	<i>ES76</i>	<i>QV323</i>	<i>QV539</i>	<i>1030</i>	<i>1530Q</i>	<i>1130</i>
205/50-16	<i>ES77</i>	<i>QV327</i>	<i>QV539</i>	<i>1034</i>	<i>1535Q</i>	<i>1134</i>
215/50-16	<i>ES77</i>	<i>QV331</i>	<i>QV547</i>	<i>1034</i>	-	<i>1134</i>
225/50-16	<i>ES78</i>	<i>QV335</i>	<i>QV547</i>	<i>1034</i>	<i>1547Q</i>	<i>1134</i>
235/50-16	<i>ES73</i>	<i>QV335</i>	<i>QV555</i>	<i>1038</i>	<i>1545Q</i>	<i>1138</i>
245/50-16	<i>ES79</i>	<i>QV339</i>	<i>QV555</i>	<i>1038</i>	<i>1555Q</i>	<i>1138</i>
255/50-16	<i>ES79</i>	<i>QV343</i>	<i>QV555</i>	<i>1042</i>	<i>1555Q</i>	<i>1142</i>
265/50-16	-	<i>QV343</i>	<i>QV555</i>	<i>1042</i>	-	<i>1142</i>
175/55-16	<i>ES76</i>	<i>QV319</i>	<i>QV539</i>	<i>1026</i>	<i>1525Q</i>	<i>1126</i>
185/55-16	<i>ES77</i>	<i>QV323</i>	<i>QV539</i>	<i>1030</i>	<i>1535Q</i>	<i>1130</i>
195/55-16	<i>ES77</i>	<i>QV327</i>	<i>QV539</i>	<i>1030</i>	<i>1540Q</i>	<i>1130</i>
205/55-16	<i>ES78</i>	<i>QV331</i>	<i>QV547</i>	<i>1034</i>	<i>1540Q</i>	<i>1134</i>
215/55-16	<i>ES73</i>	<i>QV331</i>	<i>QV547</i>	<i>1034</i>	<i>1545Q</i>	<i>1134</i>
225/55-16	<i>ES79</i>	<i>QV335</i>	<i>QV555</i>	<i>1038</i>	<i>1547Q</i>	<i>1138</i>
235/55-16	<i>ES79</i>	<i>QV339</i>	<i>QV555</i>	<i>1038</i>	-	<i>1138</i>





PASSENGER

PLEASE NOTE: This is only a guide. Actual fitments and clearances may vary. Please check prior to use.



Quality Chain Corp. suggests that you check your vehicle owner's manual for information about the use of tire chains.



NOTE: Part numbers that are **BOLD ITALIC** meet and/or exceed S.A.E. Class "S" Clearance requirements.

	EASYSOX <i>ES</i>	VOLT CABLE <i>QV300</i>	HIGH VOLT CABLE <i>QV500</i>	COBRA CABLE <i>1000</i>	DIAMOND BACK <i>1500Q</i>	LINK CHAIN <i>1100</i>
TIRE SIZE	Page 12	Page 15	Page 15	Page 14	Page 16	Page 14
245/55-16	<i>ES74</i>	<i>QV339</i>	<i>QV555</i>	<i>1042</i>	<i>1553Q</i>	<i>1142</i>
255/55-16	<i>ES75</i>	<i>QV343</i>	<i>QV563</i>	<i>1042</i>	<i>1555Q</i>	<i>1142</i>
175/60-16	<i>ES77</i>	<i>QV323</i>	<i>QV547</i>	<i>1026</i>	<i>1525Q</i>	<i>1122</i>
185/60-16	<i>ES78</i>	<i>QV327</i>	<i>QV547</i>	<i>1030</i>	<i>1530Q</i>	<i>1122</i>
195/60-16	<i>ES73</i>	<i>QV329</i>	<i>QV547</i>	<i>1030</i>	<i>1535Q</i>	<i>1130</i>
205/60-16	<i>ES79</i>	<i>QV331</i>	<i>QV547</i>	<i>1034</i>	<i>1542Q</i>	<i>1138</i>
215/60-16	<i>ES79</i>	<i>QV335</i>	<i>QV555</i>	<i>1038</i>	<i>1545Q</i>	<i>1138</i>
225/60-16	<i>ES74</i>	<i>QV339</i>	<i>QV555</i>	<i>1038</i>	<i>1545Q</i>	<i>1138</i>
235/60-16	<i>ES75</i>	<i>QV339</i>	<i>QV563</i>	<i>1042</i>	<i>1550Q</i>	<i>1142</i>
245/60-16	<i>ES80</i>	<i>QV343</i>	<i>QV563</i>	<i>1042</i>	<i>1555Q</i>	<i>1142</i>
255/60-16	<i>ES83</i>	<i>QV343</i>	<i>QV555</i>	-	-	-
195/65-16	<i>ES79</i>	<i>QV329</i>	<i>QV547</i>	<i>1034</i>	<i>1542Q</i>	<i>1134</i>
205/65-16	<i>ES74</i>	<i>QV335</i>	<i>QV555</i>	<i>1038</i>	<i>1547Q</i>	<i>1138</i>
215/65-16	<i>ES74</i>	<i>QV335</i>	<i>QV555</i>	<i>1038</i>	<i>1550Q</i>	<i>1138</i>
225/65-16	<i>ES80</i>	<i>QV339</i>	<i>QV563</i>	<i>1038</i>	<i>1553Q</i>	<i>1138</i>
235/65-16	<i>ES80</i>	<i>QV343</i>	<i>QV563</i>	<i>1042</i>	<i>1555Q</i>	<i>1142</i>
205/70-16	<i>ES75</i>	<i>QV335</i>	<i>QV555</i>	<i>1038</i>	<i>1547Q</i>	<i>1138</i>
215/70-16	<i>ES80</i>	<i>QV339</i>	<i>QV563</i>	<i>1038</i>	<i>1550Q</i>	<i>1138</i>
225/70-16	<i>ES82</i>	<i>QV343</i>	<i>QV571</i>	<i>1046</i>	<i>1555Q</i>	<i>1146</i>
185/75-16	<i>ES74</i>	<i>QV335</i>	<i>QV555</i>	<i>1030</i>	<i>1542Q</i>	<i>1130</i>
195/75-16	<i>ES80</i>	<i>QV339</i>	<i>QV563</i>	<i>1038</i>	<i>1545Q</i>	<i>1138</i>
205/75-16	<i>ES80</i>	<i>QV343</i>	<i>QV563</i>	<i>1038</i>	<i>1550Q</i>	<i>1138</i>
215/75-16	<i>ES82</i>	<i>QV343</i>	<i>QV571</i>	<i>1042</i>	-	<i>1142</i>
225/75-16	<i>ES82</i>	<i>QV343</i>	<i>QV571</i>	<i>1042</i>	<i>1555Q</i>	<i>1142</i>
175/80-16	<i>ES75</i>	<i>QV331</i>	<i>QV555</i>	<i>1030</i>	-	<i>1134</i>
195/80-16	-	<i>QV339</i>	<i>QV563</i>	<i>1038</i>	-	<i>1142</i>
205/80-16	-	<i>QV343</i>	<i>QV571</i>	<i>1042</i>	-	<i>1142</i>
215/80-16	-	<i>QV343</i>	<i>QV575</i>	-	-	-
205/40-17	<i>ES76</i>	<i>QV323</i>	<i>QV539</i>	<i>1026</i>	<i>1530Q</i>	<i>1126</i>
215/40-17	<i>ES77</i>	<i>QV327</i>	<i>QV539</i>	<i>1034</i>	<i>1535Q</i>	<i>1134</i>
225/40-17	<i>ES77</i>	-	<i>QV539</i>	-	-	-
235/40-17	<i>ES77</i>	<i>QV335</i>	<i>QV547</i>	<i>1034</i>	<i>1540Q</i>	<i>1134</i>
245/40-17	<i>ES78</i>	<i>QV335</i>	<i>QV555</i>	<i>1038</i>	<i>1547Q</i>	<i>1138</i>
255/40-17	<i>ES73</i>	<i>QV335</i>	<i>QV555</i>	<i>1038</i>	<i>1547Q</i>	<i>1138</i>
265/40-17	-	<i>QV339</i>	<i>QV555</i>	<i>1042</i>	<i>1550Q</i>	<i>1142</i>
275/40-17	<i>ES79</i>	<i>QV343</i>	<i>QV555</i>	<i>1042</i>	<i>1553Q</i>	<i>1142</i>
285/40-17	<i>ES80</i>	<i>QV339</i>	<i>QV563</i>	<i>1046</i>	-	<i>1146</i>
195/45-17	<i>ES77</i>	<i>QV323</i>	<i>QV539</i>	<i>1030</i>	-	<i>1130</i>
205/45-17	<i>ES77</i>	<i>QV327</i>	<i>QV539</i>	<i>1030</i>	<i>1535Q</i>	<i>1130</i>
215/45-17	<i>ES78</i>	<i>QV331</i>	<i>QV547</i>	<i>1030</i>	<i>1540Q</i>	<i>1130</i>
225/45-17	<i>ES78</i>	<i>QV335</i>	<i>QV547</i>	<i>1034</i>	<i>1545Q</i>	<i>1134</i>
235/45-17	<i>ES73</i>	<i>QV335</i>	<i>QV555</i>	<i>1038</i>	<i>1545Q</i>	<i>1138</i>
245/45-17	<i>ES79</i>	<i>QV343</i>	<i>QV555</i>	<i>1042</i>	<i>1547Q</i>	<i>1138</i>
255/45-17	<i>ES79</i>	<i>QV339</i>	<i>QV555</i>	<i>1042</i>	<i>1553Q</i>	<i>1142</i>
205/50-17	<i>ES73</i>	<i>QV331</i>	<i>QV547</i>	<i>1034</i>	<i>1545Q</i>	<i>1134</i>
215/50-17	<i>ES79</i>	<i>QV331</i>	<i>QV547</i>	<i>1038</i>	<i>1547Q</i>	<i>1138</i>
225/50-17	<i>ES79</i>	<i>QV335</i>	<i>QV555</i>	<i>1038</i>	<i>1547Q</i>	<i>1138</i>
235/50-17	<i>ES79</i>	<i>QV339</i>	<i>QV555</i>	<i>1042</i>	<i>1550Q</i>	<i>1142</i>



PLEASE NOTE: This is only a guide. Actual fitments and clearances may vary. Please check prior to use.



Quality Chain Corp. suggests that you check your vehicle owner's manual for information about the use of tire chains.



NOTE: Part numbers that are **BOLD ITALIC** meet and/or exceed S.A.E. Class "S" Clearance requirements.



PASSENGER

TIRE SIZE	EASYSOX	VOLT CABLE	HIGH VOLT CABLE	COBRA CABLE	DIAMOND BACK	LINK CHAIN
	<i>ES</i>	<i>QV300</i>	<i>QV500</i>	<i>1000</i>	<i>1500Q</i>	<i>1100</i>
	Page 12	Page 15	Page 15	Page 14	Page 16	Page 14
245/50-17	ES74	QV339	QV555	1042	1553Q	1142
255/50-17	ES75	QV343	QV563	1042	1555Q	1142
175/55-17	ES77	QV323	QV539	1022	1530Q	1122
205/55-17	ES79	QV335	QV555	1034	-	1134
215/55-17	ES74	QV335	QV555	1038	1545Q	1138
225/55-17	ES74	QV339	QV555	1042	1550Q	1142
235/55-17	ES75	QV343	QV563	1042	1553Q	1142
245/55-17	ES80	QV339	QV563	1042	1555Q	1142
255/55-17	ES83	QV729	QV563	1673	2317LW	2219QC
275/55-17	-	QV741	QV575	1673	2319LW	3210QC
195/60-17	ES74	QV335	QV555	1034	1545Q	1134
215/60-17	ES75	QV339	QV563	1042	1553Q	1142
225/60-17	ES80	QV339	QV563	1042	1555Q	1142
235/60-17	ES80	QV343	QV563	1042	1555Q	1146
215/65-17	ES80	QV339	QV563	1042	1555Q	1142
225/65-17	ES82	QV343	QV571	1046	1555Q	1146
235/65-17	ES82	QV729	QV571	1046	1555Q	1146
245/65-17	ES83	QV735	QV575	1046	2319LW	1146
215/70-17	ES82	QV729	QV571	1042	-	1142
225/70-17	-	QV729	QV575	1046	1555Q	1146
215/35-18	ES77	QV327	QV539	1030	1535Q	1130
225/35-18	ES77	QV329	QV547	1034	1542Q	1134
235/35-18	ES77	QV331	QV547	1038	1542Q	1138
245/35-18	ES78	QV331	QV555	1038	1545Q	1138
255/35-18	ES73	QV335	QV555	1038	1550Q	1138
265/35-18	ES79	QV339	QV555	1042	1550Q	1142
275/35-18	ES79	QV343	QV555	1046	1550Q	1146
285/35-18	ES80	QV339	QV555	1046	-	1146
295/35-18	ES80	QV729	QV555	-	-	-
205/40-18	ES77	QV327	QV539	1030	1535Q	1130
215/40-18	ES78	QV331	QV547	1034	1547Q	1134
225/40-18	ES73	QV335	QV547	1034	1547Q	1134
235/40-18	ES79	QV335	QV555	1038	1547Q	1138
245/40-18	ES79	QV339	QV555	1038	1550Q	1138
255/40-18	ES79	QV343	QV555	1042	1553Q	1142
265/40-18	ES74	QV343	QV555	1042	1553Q	1142
275/40-18	ES80	QV343	QV563	1046	1555Q	1146
285/40-18	ES80	QV343	QV563	-	-	-
215/45-18	ES79	QV331	QV547	1038	1547Q	1138
225/45-18	ES79	QV335	QV555	1038	1550Q	1138
235/45-18	ES74	QV339	QV555	1042	1553Q	1142
245/45-18	ES75	QV343	QV563	1042	1550Q	1142
255/45-18	ES75	QV343	QV563	1042	1555Q	1142
275/45-18	ES80	QV735	QV563	1046	2319LW	1146
215/50-18	ES75	QV339	QV563	1042	1553Q	1142
225/50-18	ES75	QV339	QV555	1042	1553Q	1142
235/50-18	ES75	QV343	QV563	1046	1553Q	1146
245/50-18	ES80	QV343	QV563	1042	1555Q	1146

PLEASE NOTE: This is only a guide. Actual fitments and clearances may vary. Please check prior to use.



Quality Chain Corp. suggests that you check your vehicle owner's manual for information about the use of tire chains.



NOTE: Part numbers that are ***BOLD ITALIC*** meet and/or exceed S.A.E. Class "S" Clearance requirements.

TIRE SIZE	EASYSOX <i>ES</i>	VOLT CABLE <i>QV300</i>	HIGH VOLT CABLE <i>QV500</i>	COBRA CABLE <i>1000</i>	DIAMOND BACK <i>1500Q</i>	LINK CHAIN <i>1100</i>
	Page 12	Page 15	Page 15	Page 14	Page 16	Page 14
255/50-18	<i>ES83</i>	<i>QV343</i>	<i>QV563</i>	<i>1042</i>	-	-
205/55-18	<i>ES75</i>	<i>QV339</i>	<i>QV563</i>	<i>1038</i>	-	<i>1138</i>
215/55-18	<i>ES75</i>	<i>QV339</i>	<i>QV571</i>	<i>1042</i>	<i>1553Q</i>	<i>1142</i>
225/55-18	<i>ES80</i>	<i>QV339</i>	<i>QV563</i>	<i>1042</i>	<i>1553Q</i>	<i>1142</i>
235/55-18	<i>ES80</i>	<i>QV729</i>	<i>QV563</i>	<i>1046</i>	-	<i>1146</i>
255/55-18	<i>ES82</i>	<i>QV735</i>	<i>QV575</i>	<i>1046</i>	<i>2319LW</i>	<i>1146</i>
215/60-18	<i>ES80</i>	<i>QV339</i>	<i>QV571</i>	<i>1042</i>	<i>1555Q</i>	<i>1142</i>
225/60-18	<i>ES82</i>	<i>QV729</i>	<i>QV571</i>	<i>1046</i>	<i>1555Q</i>	<i>1146</i>
235/60-18	<i>ES82</i>	<i>QV729</i>	<i>QV571</i>	<i>1046</i>	<i>2317LW</i>	<i>1146</i>
225/65-18	<i>ES83</i>	<i>QV735</i>	<i>QV575</i>	<i>1046</i>	<i>2319LW</i>	<i>1146</i>
235/65-18	<i>ES83</i>	<i>QV735</i>	<i>QV575</i>	<i>1046</i>	<i>2319LW</i>	<i>1146</i>
245/30-19	<i>ES78</i>	<i>QV331</i>	<i>QV555</i>	<i>1038</i>	<i>1545Q</i>	<i>1138</i>
255/30-19	<i>ES73</i>	<i>QV339</i>	<i>QV555</i>	<i>1042</i>	<i>1550Q</i>	<i>1142</i>
265/30-19	-	<i>QV339</i>	<i>QV555</i>	<i>1042</i>	<i>1550Q</i>	<i>1142</i>
275/30-19	<i>ES79</i>	<i>QV343</i>	<i>QV571</i>	<i>1042</i>	<i>1553Q</i>	<i>1142</i>
285/30-19	<i>ES80</i>	<i>QV729</i>	<i>QV571</i>	<i>1673</i>	<i>2319LW</i>	-
295/30-19	<i>ES80</i>	<i>QV735</i>	<i>QV563</i>	<i>1673</i>	<i>2317LW</i>	-
325/30-19	<i>ES80</i>	-	-	-	-	-
215/35-19	-	<i>QV331</i>	<i>QV547</i>	<i>1034</i>	<i>1542Q</i>	<i>1134</i>
225/35-19	<i>ES79</i>	<i>QV323</i>	<i>QV539</i>	<i>1038</i>	<i>1545Q</i>	<i>1138</i>
235/35-19	<i>ES79</i>	<i>QV323</i>	<i>QV539</i>	<i>1038</i>	<i>1547Q</i>	<i>1138</i>
245/35-19	<i>ES75</i>	<i>QV339</i>	<i>QV555</i>	<i>1042</i>	<i>1550Q</i>	<i>1142</i>
255/35-19	<i>ES79</i>	<i>QV343</i>	<i>QV555</i>	<i>1042</i>	<i>1550Q</i>	<i>1142</i>
265/35-19	<i>ES80</i>	<i>QV339</i>	<i>QV563</i>	<i>1046</i>	<i>1555Q</i>	<i>1146</i>
275/35-19	<i>ES80</i>	<i>QV343</i>	<i>QV555</i>	<i>1046</i>	<i>1555Q</i>	<i>1146</i>
285/35-19	<i>ES80</i>	<i>QV343</i>	<i>QV563</i>	<i>1046</i>	-	<i>1146</i>
295/35-19	<i>ES80</i>	-	<i>QV563</i>	-	-	-
225/40-19	<i>ES79</i>	<i>QV339</i>	<i>QV555</i>	<i>1038</i>	<i>1545Q</i>	<i>1138</i>
235/40-19	<i>ES80</i>	<i>QV339</i>	<i>QV555</i>	<i>1042</i>	<i>1553Q</i>	<i>1142</i>
245/40-19	<i>ES75</i>	<i>QV339</i>	<i>QV555</i>	<i>1042</i>	<i>1553Q</i>	<i>1142</i>
255/40-19	<i>ES75</i>	<i>QV343</i>	<i>QV563</i>	<i>1042</i>	<i>1555Q</i>	<i>1142</i>
275/40-19	<i>ES80</i>	<i>QV729</i>	<i>QV563</i>	<i>1046</i>	<i>2319LW</i>	<i>1146</i>
285/40-19	<i>ES83</i>	<i>QV343</i>	<i>QV571</i>	-	-	-
225/45-19	<i>ES74</i>	<i>QV339</i>	<i>QV563</i>	<i>1042</i>	<i>1550Q</i>	<i>1142</i>
235/45-19	<i>ES74</i>	<i>QV343</i>	<i>QV563</i>	<i>1042</i>	<i>1555Q</i>	<i>1142</i>
245/45-19	<i>ES80</i>	<i>QV343</i>	<i>QV563</i>	<i>1046</i>	<i>1555Q</i>	<i>1146</i>
255/45-19	<i>ES83</i>	<i>QV729</i>	<i>QV563</i>	<i>1046</i>	<i>2319LW</i>	<i>1146</i>
195/50-19	<i>ES74</i>	<i>QV335</i>	<i>QV555</i>	<i>1034</i>	<i>1545Q</i>	<i>1134</i>
225/50-19	<i>ES80</i>	<i>QV339</i>	<i>QV563</i>	<i>1042</i>	<i>1553Q</i>	<i>1142</i>
235/50-19	<i>ES83</i>	<i>QV729</i>	<i>QV571</i>	<i>1046</i>	<i>1555Q</i>	<i>1146</i>
235/55-19	<i>ES82</i>	<i>QV735</i>	<i>QV575</i>	<i>1046</i>	<i>2319LW</i>	<i>1146</i>
275/55-19	<i>ES84</i>	<i>QV747</i>	<i>QV579</i>	<i>1679</i>	<i>2327LW</i>	<i>2228QC</i>
175/60-19	<i>ES80</i>	<i>QV335</i>	-	<i>1034</i>	-	<i>1134</i>
155/70-19	<i>ES80</i>	-	-	-	-	-
225/30-20	<i>ES73</i>	<i>QV335</i>	<i>QV555</i>	<i>1038</i>	<i>1545Q</i>	<i>1138</i>
235/30-20	<i>ES79</i>	<i>QV339</i>	<i>QV555</i>	<i>1038</i>	<i>1547Q</i>	<i>1138</i>
245/30-20	<i>ES79</i>	<i>QV339</i>	<i>QV555</i>	<i>1042</i>	<i>1550Q</i>	<i>1142</i>
255/30-20	<i>ES79</i>	<i>QV343</i>	<i>QV563</i>	<i>1042</i>	<i>1553Q</i>	<i>1142</i>

PLEASE NOTE: This is only a guide. Actual fitments and clearances may vary. Please check prior to use.



Quality Chain Corp. suggests that you check your vehicle owner's manual for information about the use of tire chains.



NOTE: Part numbers that are **BOLD ITALIC** meet and/or exceed S.A.E. Class "S" Clearance requirements.



PASSENGER

TIRE SIZE	EASYSOX <i>ES</i>	VOLT CABLE <i>QV300</i>	HIGH VOLT CABLE <i>QV500</i>	COBRA CABLE <i>1000</i>	DIAMOND BACK <i>1500Q</i>	LINK CHAIN <i>1100</i>
	Page 12	Page 15	Page 15	Page 14	Page 16	Page 14
265/30-20	<i>ES80</i>	-	-	-	-	-
275/30-20	<i>ES80</i>	<i>QV729</i>	<i>QV571</i>	<i>1046</i>	<i>1555Q</i>	<i>1146</i>
285/30-20	<i>ES80</i>	<i>QV729</i>	<i>QV563</i>	-	-	-
295/30-20	<i>ES80</i>	<i>QV729</i>	<i>QV563</i>	<i>1673</i>	<i>2319LW</i>	-
225/35-20	<i>ES79</i>	<i>QV343</i>	<i>QV563</i>	<i>1038</i>	<i>1550Q</i>	<i>1138</i>
235/35-20	<i>ES80</i>	<i>QV339</i>	<i>QV555</i>	<i>1042</i>	<i>1550Q</i>	<i>1142</i>
245/35-20	<i>ES75</i>	<i>QV339</i>	<i>QV555</i>	<i>1042</i>	<i>1550Q</i>	<i>1146</i>
255/35-20	<i>ES75</i>	<i>QV343</i>	<i>QV563</i>	<i>1042</i>	<i>1555Q</i>	<i>1142</i>
265/35-20	<i>ES75</i>	<i>QV343</i>	<i>QV563</i>	<i>1046</i>	<i>1555Q</i>	<i>1146</i>
275/35-20	<i>ES80</i>	<i>QV729</i>	<i>QV563</i>	<i>1046</i>	<i>2319LW</i>	<i>1146</i>
285/35-20	<i>ES83</i>	<i>QV735</i>	<i>QV563</i>	-	-	-
315/35-20	<i>ES84</i>	<i>QV751</i>	<i>QV579</i>	-	<i>2321LW</i>	-
245/40-20	<i>ES80</i>	<i>QV343</i>	<i>QV563</i>	<i>1046</i>	<i>1555Q</i>	<i>1146</i>
255/40-20	<i>ES83</i>	<i>QV729</i>	<i>QV563</i>	<i>1661</i>	-	-
235/45-20	-	<i>QV343</i>	<i>QV571</i>	<i>1665</i>	<i>1555Q</i>	<i>1146</i>
195/50-20	<i>ES80</i>	-	-	-	-	-
235/50-20	<i>ES82</i>	<i>QV343</i>	<i>QV571</i>	<i>1042</i>	<i>1555Q</i>	<i>1142</i>
175/55-20	<i>ES80</i>	<i>QV335</i>	-	<i>1034</i>	-	<i>1134</i>
275/30-21	-	-	<i>QV563</i>	-	-	-
245/35-21	<i>ES75</i>	<i>QV343</i>	<i>QV563</i>	<i>1046</i>	-	<i>1146</i>
255/35-21	<i>ES83</i>	-	-	-	-	-
265/35-21	<i>ES83</i>	-	-	-	-	-
265/40-21	<i>ES83</i>	<i>QV741</i>	<i>QV579</i>	-	-	-
235/45-21	<i>ES82</i>	<i>QV735</i>	<i>QV575</i>	<i>1046</i>	<i>2319LW</i>	<i>1146</i>
245/45-21	<i>ES83</i>	<i>QV735</i>	<i>QV575</i>	<i>1669</i>	-	-
275/45-21	<i>ES84</i>	<i>QV747</i>	<i>QV583</i>	-	-	-
235/30-22	<i>ES80</i>	<i>QV729</i>	<i>QV571</i>	<i>1046</i>	<i>1555Q</i>	<i>1146</i>
245/30-22	<i>ES80</i>	<i>QV729</i>	<i>QV571</i>	<i>1046</i>	-	<i>1146</i>
265/30-22	<i>ES83</i>	<i>QV735</i>	<i>QV575</i>	-	-	-
275/35-22	<i>ES83</i>	<i>QV741</i>	<i>QV579</i>	-	-	-
325/35-22	<i>ES85</i>	-	-	-	-	-



EASYSOX PASSENGER

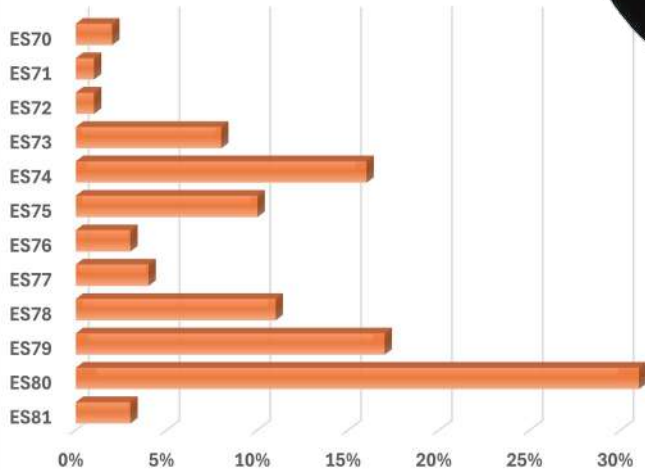
EasySox provide great traction on snow and ice!
Advanced technology fabric traction device.



EASYSOX NUMBER	WEIGHT PER PAIR (LBS)
ES70	1
ES71	1.8
ES72	2
ES73	2.2
ES74	3.5
ES75	2.1
ES76	2.2
ES77	2.6
ES78	2.2
ES79	2.3
ES80	2.4
ES81	2



EasySox Passenger Popularity Chart



APPROVED FOR USE IN



STANDARD PACKAGING
Packed 1 Pair Per Bag
4 Pair Per Master Carton





SCAN CODE
TO FIND YOUR FITMENT

COMING SOON!

You'll notice some changes to the EasySox coming soon!

- **NEW PREMIUM RETAIL PACKAGING**
- **EASYSOX INNOVATIONS**
Including High-Vis Trim, fewer seams, reinforced contact points & less pull away



SCAN CODE
FOR INSTALLATION VIDEO



**EASYSOX ARE THE PERFECT
TRACTION DEVICE FOR
LIMITED CLEARANCE VEHICLES**



EN 16662-1:2020



ÖNORM v5121



COBRA™ CABLE

Low profile carbon steel rollers allow increased tire-to-road contact, resulting in better stability as well as considerable reduction in noise and vibration.

⚠ DO NOT USE ON TRAILERS

STOCK NUMBER	WEIGHT PER PAIR (LBS)	CROSS CHAIN WIDTH (INCHES)	OVERALL LENGTH (INCHES)
1014	5	10.4"	56.8"
1018	5		61.8"
1022	6		66.8"
1026	6	11.6"	61.8"
1030	6		66.8"
1034	6	12.8"	71.8"
1038	7		76.0"
1042	8	14.0"	71.8"
1046	9		76.0"



STANDARD PACKAGING
Packed 1 Pair Per Bag
4 Pair Per Master Carton



SPIDER BUNGIES OR RUBBER TIGHTENERS ARE SOLD SEPARATELY
PART # 0212
SEE PAGES 110-111 FOR DETAILS

PASSENGER LIMITED LINK

The Passenger Limited series are carbon steel link chains designed for use on cars with minimal clearance, using original equipment size tires with highway tread.



11/64" - 4.5 MM NON-CAM



Packed 1 Pair Per Bag

STOCK NUMBER	WEIGHT PER PAIR (LBS)	CROSS CHAIN	STOCK NUMBER	WEIGHT PER PAIR (LBS)	CROSS CHAIN
1114	9	5414	1134	12	5420
1118	10		1138	13	
1122	11		1142	13	
1126	11	5419	1146	14	5422
1130	11				

VOLT

PREMIUM PASSENGER



PASSENGER

Volt cable chains provide better traction and a smoother ride than ladder style cables and chains due to the diagonal cross cable design; which keeps the cable in nearly constant contact with the road. Volt's alloy steel rollers make it a longer lasting option than the carbon steel rollers on the entry level Cobra cable.

POPULAR FOR EASY INSTALLATION

RUBBER TIGHTENERS INCLUDED

⚠ DO NOT USE ON TRAILERS

STOCK NUMBER	WEIGHT PER PAIR (LBS)	CROSS CHAIN	BUNGEE
QV311	9	QV1332	QV1172
QV315	10	QV1334	
QV319	10	QV1336	
QV323	10	QV1338	
QV327	10		
QV329	10		
QV331	10	QV1340	
QV335	10	QV1342	
QV339	11	QV1344	
QV343	11		



STANDARD PACKAGING
Packed 1 Pair Per Bag
4 Pair Per Master Carton

HIGH VOLT

PREMIUM EMERGENCY VEHICLES (POLICE, FIRE & AMBULANCE)



High Volt cable chains are engineered to meet the high-performance needs of emergency vehicles. Larger alloy rollers and high strength aircraft cable provide maximum traction and durability. Easy installation with no rubber tighteners needed.

⚠ DO NOT USE ON TRAILERS

STOCK NUMBER	WEIGHT PER PAIR (LBS)	CROSS CHAIN
QV539	11	QV9380
QV547	12	QV9384
QV555	12	QV9388
QV563	12	
QV571	12	QV9390
QV575	13	QV9394
QV579	13	
QV583	13	QV9398



STANDARD PACKAGING
Packed 1 Pair Per Box
4 Pair Per Master Carton



DIAMOND BACK PASSENGER

3.7 MM



European Hoop Style Chain

Made of alloy steel with square links in a diamond pattern for excellent traction, a smooth ride, and long wear.

POPULAR FOR EASY INSTALLATION

⚠ DO NOT USE ON TRAILERS

STOCK NUMBER	WEIGHT PER PAIR (LBS)	CROSS CHAIN
1515Q	9	1576
1520Q	9	
1525Q	10	1578
1530Q	10	1582
1535Q	10	1584
1540Q	11	1588
1542Q	11	
1545Q	11	1592
1547Q	13	
1550Q	13	1594
1553Q	13	1596
1555Q	13	



INSIDE FASTENER



STANDARD PACKAGING
Packed 1 Pair Per Bag
4 Pair Per Master Carton

PARTS AND PIECES

STOCK NUMBER	APPLICATION	STANDARD PACKAGE	WEIGHT PER PKG (LBS)
F-3	1500Q & 2300LW / 2500Q Quick Hook	10	1
L-3	1500Q & 2300LW / 2500Q Lock System		1
R-1	1500Q Rubber End		5
R-2	2500Q & 2300LW Rubber End		5
PK-1	1500Q & 2300LW Repair Kit		1
PK-2	2500Q Repair Kit		1
S-1	1500Q & 2300LW / 2500Q Short Hook		1



MORE CHAIN STYLES & FITMENTS AVAILABLE ON OUR WEBSITE: WWW.QUALITYCHAINCORP.COM
 EMAIL: INFO@QUALITYCHAINCORP.COM OR CALL US DIRECT: (503) 614-9664 / CA & NV CUSTOMERS CALL: (916) 409-0408

LIGHT TRUCK / SUV



PLEASE NOTE: This is only a guide. Actual fitments and clearances may vary. Please check prior to use.



Quality Chain Corp. suggests that you check your vehicle owner's manual for information about the use of tire chains.



NOTE: Part numbers that are **BOLD ITALIC** meet and/or exceed S.A.E. Class "S" Clearance requirements.



* Most tire chains are available in CAM and NON-CAM versions.

LIGHT TRUCK / SUV

TIRE SIZE	EASYSOX	VOLT LT CABLE	HIGH VOLT CABLE	COBRA JR CABLE	DIAMOND BACK LT	DIAMOND LIGHT	HIGHWAY SINGLE	V-BAR SINGLE	SQ. LINK SINGLE	NORDIC STUDDED	MUD SERVICE
	ES	QV700	QV500	1600	2500Q	2300LW	2200QC 3200QC	2800QC 3800QC	2100SLC 3100SLC	S200 S300	2400HH 3400HH
	Page 26	Page 27	Page 27	Page 26	Page 28	Page 29	Pgs. 30 & 33	Pgs. 30 & 33	Pgs. 31 & 34	Page 32	Pgs. 32-33
7.50-16	-	QV741	QV579	1669	2519Q	2319LW	2221QC	2821QC	2121SLC	S315	2437HH
7-17.5	-	QV343	QV571	-	-	-	2211QC	2811QC	-	-	-
8-19.5	-	QV747	QV579	1663	2514Q	2314LW	2221QC	2821QC	2121SLC	-	2439HH
185-14	ES73	QV327	QV539	1030	-	-	2209QC	2809QC	2109SLC	-	-
225/60-14	ES78	QV327	QV547	-	2519Q	2319LW	2209QC	2809QC	2109SLC	-	-
195/75-14	ES79	QV327	QV539	1030	1535Q	-	2209QC	2809QC	2109SLC	-	-
215/75-14	ES75	QV335	QV555	1661	1545Q	-	2216QC	2816QC	2116SLC	-	-
275/60-15	ES83	QV729	QV563	1661	2519Q	2319LW	2229QC	2829QC	2129SLC	-	2437HH
225/70-15	ES75	QV343	QV563	1661	2515Q	2315LW	2216QC	2816QC	2116SLC	-	2433HH
235/70-15	ES83	QV729	QV563	1661	2517Q	2317LW	2216QC	2816QC	2116SLC	-	2435HH
245/70-15	ES83	QV729	QV563	1661	2519Q	2319LW	2229QC	2829QC	2129SLC	-	2437HH
255/70-15	ES83	QV735	QV575	1669	2519Q	2319LW	2229QC	2829QC	2129SLC	-	2435HH
265/70-15	ES83	QV735	QV575	1665	2519Q	2319LW	2221QC	2821QC	2121SLC	-	2437HH
285/70-15	-	QV747	QV579	1661	2529Q	2329LW	2219QC	2819QC	2119SLC	-	-
295/70-15	-	QV751	QV579	-	-	-	-	-	-	-	-
215/75-15	ES80	QV339	QV563	1661	2515Q	2315LW	2216QC	2816QC	2116SLC	-	2433HH
225/75-15	ES80	QV343	QV563	1661	2515Q	2315LW	2216QC	2816QC	2116SLC	-	2435HH
235/75-15	ES82	QV729	QV571	1661	2517Q	2317LW	2219QC	2819QC	2119SLC	-	2435HH
245/75-15	ES83	QV729	QV575	1669	2521Q	2321LW	2229QC	2829QC	2129SLC	-	2437HH
255/75-15	ES83	QV735	QV575	1669	2527Q	2327LW	2228QC	2828QC	2128SLC	-	2439HH
265/75-15	ES83	QV741	QV575	1669	2519Q	2319LW	3210QC	3810QC	3110SLC	S315	3410HH
275/75-15	ES84	QV747	QV575	1675	2521Q	2321LW	2228QC	2828QC	2128SLC	-	3428HH
285/75-15	-	QV747	QV579	-	-	-	-	-	-	-	-
225/50-16	ES78	QV335	QV547	1034	1547Q	-	2209QC	2809QC	2109SLC	-	-
215/55-16	ES73	QV331	QV547	-	1545Q	-	-	-	-	-	-
235/60-16	ES75	QV339	QV563	1042	1550Q	2315LW	1142	-	-	-	-
255/60-16	ES83	QV729	QV555	1665	2517Q	2317LW	2229QC	2829QC	2129SLC	-	-
265/60-16	-	QV729	QV571	-	-	-	3210QC	3810QC	3110SLC	-	3410HH
275/60-16	ES83	QV741	QV575	1669	2519Q	2319LW	3210QC	3810QC	3110SLC	-	3410HH
285/60-16	-	QV735	QV579	1673	-	-	2228QC	2828QC	2128SLC	-	2439HH
235/65-16	ES80	QV729	QV563	1665	2517Q	2317LW	2216QC	2816QC	2116SLC	-	-
245/65-16	-	QV729	QV563	1661	2519Q	2319LW	2229QC	2829QC	2129SLC	-	2435HH
255/65-16	ES82	QV735	QV575	1669	2519Q	2319LW	2229QC	2829QC	2129SLC	S315	2435HH
265/65-16	ES83	QV735	QV575	1661	2519Q	2319LW	2229QC	2829QC	2129SLC	-	2437HH
275/65-16	ES83	QV741	QV579	1673	2521Q	2321LW	2228QC	2828QC	2128SLC	-	-
285/65-16	ES84	QV747	QV579	-	-	-	-	-	-	-	-
215/70-16	ES80	QV343	QV563	1661	2515Q	2315LW	2216QC	2816QC	2116SLC	-	2435HH
225/70-16	ES82	QV343	QV571	1661	2517Q	2317LW	2219QC	2819QC	2119SLC	-	2435HH
235/70-16	ES82	QV729	QV571	1665	2519Q	2319LW	2229QC	2829QC	2129SLC	S315	2435HH
245/70-16	ES83	QV735	QV575	1669	2519Q	2319LW	2229QC	2829QC	2129SLC	S315	2435HH
255/70-16	ES83	QV735	QV575	1669	2519Q	2319LW	2221QC	2821QC	2121SLC	-	2437HH
265/70-16	ES83	QV741	QV579	1669	2529Q	2329LW	3210QC	3810QC	3110SLC	S320	3410HH
275/70-16	ES84	QV747	QV579	1675	2521Q	2321LW	2228QC	2828QC	2128SLC	S320	3428HH
285/70-16	ES84	QV751	QV579	1675	-	-	3229QC	3829QC	3129SLC	S320	3429HH
305/70-16	ES85	QV757	QV583	1678	2536Q	2335LW	3228QC	3828QC	3128SLC	S295	2440HH
315/70-16	ES188	QV751	QV841	-	-	-	3231QC	3831QC	3131SLC	S296	3431HH
205/75-16	ES80	QV343	QV563	1661	1550Q	-	2216QC	2816QC	2116SLC	-	2433HH



MORE CHAIN STYLES & FITMENTS AVAILABLE ON OUR WEBSITE: WWW.QUALITYCHAINCORP.COM
 EMAIL: INFO@QUALITYCHAINCORP.COM OR CALL US DIRECT: (503) 614-9664 / CA & NV CUSTOMERS CALL: (916) 409-0408

NOTE: We can custom build most chains if a size or part number is not listed in this fitment chart. Call or visit www.qualitychaincorp.com for more info.



Quality Chain Corp. suggests that you check your vehicle owner's manual for information about the use of tire chains.



NOTE: Part numbers that are **BOLD ITALIC** meet and/or exceed S.A.E. Class "S" Clearance requirements.



* Most tire chains are available in CAM and NON-CAM versions.

TIRE SIZE	EASYSOX	VOLT LT CABLE	HIGH VOLT CABLE	COBRA JR CABLE	DIAMOND BACK LT	DIAMOND LIGHT	HIGHWAY SINGLE	V-BAR SINGLE	SQ. LINK SINGLE	NORDIC STUDDER	MUD SERVICE
	ES	QV700	QV500	1600	2500Q	2300LW	2200QC 3200QC	2800QC 3800QC	2100SLC 3100SLC	S200 S300	2400HH 3400HH
	Page 26	Page 27	Page 27	Page 26	Page 28	Page 29	Pgs. 30 & 33	Pgs. 30 & 33	Pgs. 31 & 34	Page 32	Pgs. 32-33
215/75-16	ES82	QV729	QV571	1669	2515Q	2315LW	2216QC	2816QC	2116SLC	-	-
225/75-16	ES82	QV729	QV571	1665	2517Q	2317LW	2219QC	2819QC	2119SLC	S315	2435HH
235/75-16	ES83	QV735	QV575	1665	2519Q	2319LW	2219QC	2819QC	2119SLC	S315	2435HH
245/75-16	ES83	QV741	QV575	1669	2519Q	2319LW	2221QC	2821QC	2121SLC	S315	2437HH
255/75-16	-	QV747	QV575	-	2521Q	2321LW	3210QC	3810QC	3110SLC	S315	3410HH
265/75-16	ES84	QV747	QV579	1675	2521Q	2321LW	3210QC	3810QC	3110SLC	S320	3410HH
275/75-16	ES85	QV747	QV579	-	-	-	3228QC	3828QC	3128SLC	-	2439HH
285/75-16	ES85	QV751	QV583	1678	2533Q	2328LW	3228QC	3828QC	3128SLC	S295	2440HH
295/75-16	ES85	QV757	-	1678	2521Q	2321LW	3229QC	3829QC	3129SLC	S296	2440HH
315/75-16	ES195	QV761	QV853	-	2536Q	2337LW	3231QC	3831QC	3131SLC	S296	2441HH
205/80-16	ES82	QV343	QV571	1661	-	-	2229QC	2829QC	2129SLC	-	-
215/80-16	-	QV729	QV575	-	-	-	2219QC	2819QC	2119SLC	-	2435HH
235/80-16	ES83	QV741	QV575	1669	2521Q	2321LW	2219QC	2819QC	2119SLC	S320	-
265/80-16	-	QV747	QV583	-	-	-	-	-	-	-	-
215/85-16	ES83	QV729	QV575	1665	2519Q	2319LW	2219QC	2819QC	2119SLC	S315	2435HH
225/85-16	-	QV735	QV575	1669	2517Q	2317LW	2221QC	2821QC	2121SLC	S315	2437HH
235/85-16	ES84	QV741	QV579	1669	2521Q	2321LW	2221QC	2821QC	2121SLC	S320	2437HH
245/85-16	ES84	QV747	QV579	1663	-	-	3228QC	3828QC	3128SLC	S322	2439HH
255/85-16	ES85	QV751	QV583	1675	2514Q	2314LW	3228QC	3828QC	3128SLC	S322	2439HH
265/85-16	ES85	-	QV583	1675	2519Q	2319LW	3228QC	3828QC	3128SLC	S322	2439HH
275/85-16	ES195	-	-	1675	-	-	3228QC	3828QC	3128SLC	S295	3428HH
245/45-17	ES79	QV343	QV555	1042	1547Q	-	1138	-	-	-	-
235/50-17	ES79	QV339	QV555	1042	1550Q	-	1142	-	-	-	-
275/50-17	-	QV735	QV575	1669	2519Q	2319LW	3210QC	3810QC	3110SLC	-	3410HH
235/55-17	ES75	QV343	QV563	1661	1553Q	2315LW	1142	-	-	-	-
255/55-17	ES83	QV729	QV563	1673	2517Q	2317LW	2219QC	2819QC	2119SLC	S315	-
265/55-17	-	QV735	QV575	1669	2519Q	2319LW	3210QC	3810QC	3110SLC	S315	3410HH
275/55-17	-	QV741	QV575	1673	2519Q	2319LW	3210QC	3810QC	3110SLC	S320	3410HH
235/60-17	ES80	QV343	QV563	1665	1555Q	2317LW	1142	-	-	S315	-
245/60-17	ES83	QV729	QV563	1665	2517Q	2317LW	2229QC	2829QC	2129SLC	S315	-
255/60-17	ES83	QV735	QV571	1673	2519Q	2319LW	2229QC	2829QC	2129SLC	S315	2435HH
265/60-17	ES83	QV735	QV575	1673	2519Q	2319LW	3210QC	3810QC	3110SLC	S320	3410HH
275/60-17	ES83	QV741	QV579	1675	2529Q	2329LW	2228QC	2828QC	2128SLC	S320	3427HH
285/60-17	ES84	QV747	QV579	1675	2527Q	2327LW	3228QC	3828QC	3128SLC	S295	2439HH
305/60-17	-	-	-	-	-	-	3235QC	3835QC	3135SLC	S296	3435HH
225/65-17	ES82	QV343	QV571	1665	2517Q	2317LW	2216QC	2816QC	2116SLC	-	-
235/65-17	ES82	QV729	QV571	1665	2519Q	2319LW	2229QC	2829QC	2129SLC	S315	2435HH
245/65-17	ES83	QV735	QV575	1669	2519Q	2319LW	2229QC	2829QC	2129SLC	S315	2439HH
255/65-17	ES83	QV735	QV575	1663	2519Q	2321LW	3210QC	3810QC	3110SLC	S320	3410HH
265/65-17	ES83	QV741	QV579	1663	2521Q	2321LW	3210QC	3810QC	3110SLC	S320	3410HH
275/65-17	ES84	QV747	QV579	1663	2514Q	2314LW	2228QC	2828QC	2128SLC	S320	2439HH
285/65-17	ES84	QV747	QV583	1678	2514Q	2314LW	3227QC	3827QC	3127SLC	-	3427HH
305/65-17	-	QV751	QV583	1680	2536Q	2335LW	3229QC	3829QC	3129SLC	S295	3429HH
225/70-17	ES82	QV729	QV575	1665	2517Q	2317LW	2219QC	2819QC	2119SLC	-	-
235/70-17	ES83	QV735	QV579	1665	2519Q	2319LW	2219QC	2819QC	2119SLC	S315	2439HH
245/70-17	ES84	QV741	QV575	1673	2519Q	2319LW	3210QC	3810QC	3110SLC	S315	3410HH
255/70-17	ES84	QV747	QV579	1663	2521Q	2321LW	3210QC	3810QC	3110SLC	S320	3410HH



LIGHT TRUCK/SUV



PLEASE NOTE: This is only a guide. Actual fitments and clearances may vary. Please check prior to use.



Quality Chain Corp. suggests that you check your vehicle owner's manual for information about the use of tire chains.



NOTE: Part numbers that are **BOLD ITALIC** meet and/or exceed S.A.E. Class "S" Clearance requirements.



* Most tire chains are available in CAM and NON-CAM versions.

TIRE SIZE	EASYSOX	VOLT LT CABLE	HIGH VOLT CABLE	COBRA JR CABLE	DIAMOND BACK LT	DIAMOND LIGHT	HIGHWAY SINGLE	V-BAR SINGLE	SQ. LINK SINGLE	NORDIC STUDDUED	MUD SERVICE
	ES	QV700	QV500	1600	2500Q	2300LW	2200QC 3200QC	2800QC 3800QC	2100SLC 3100SLC	S200 S300	2400HH 3400HH
	Page 26	Page 27	Page 27	Page 26	Page 28	Page 29	Pgs. 30 & 33	Pgs. 30 & 33	Pgs. 31 & 34	Page 32	Pgs. 32-33
265/70-17	ES84	QV747	QV579	1675	2521Q	2314LW	3228QC	3828QC	3128SLC	S320	2439HH
275/70-17	ES85	QV751	QV583	1675	2533Q	2328LW	3228QC	3828QC	3128SLC	S322	2439HH
285/70-17	ES85	QV753	QV583	1678	2533Q	2328LW	3228QC	3828QC	3128SLC	S295	3428HH
295/70-17	ES188	QV761	QV583	1678	2536Q	2337LW	3229QC	3829QC	3129SLC	S295	3429HH
305/70-17	ES85	QV761	QV853	1678	2536Q	-	3229QC	3829QC	3129SLC	S296	3429HH
315/70-17	ES195	QV761	QV853	1681	2536Q	-	3231QC	3831QC	3131SLC	S296	3431HH
225/75-17	ES83	QV729	QV575	1669	2519Q	2319LW	2219QC	2819QC	2119SLC	S315	-
235/75-17	ES83	QV735	QV579	1675	2521Q	2321LW	3210QC	3810QC	3110SLC	S320	3410HH
245/75-17	ES84	QV741	QV579	1675	2521Q	2321LW	2228QC	2828QC	2128SLC	S320	2439HH
255/75-17	ES84	QV751	QV579	1663	2527Q	2327LW	2228QC	2828QC	2128SLC	S320	2439HH
265/75-17	-	QV751	QV583	1678	2521Q	2321LW	3228QC	3828QC	3128SLC	S322	-
285/75-17	ES188	QV757	QV583	1680	2536Q	-	3229QC	3829QC	3129SLC	S295	3429HH
235/80-17	ES84	QV747	QV579	1669	2519Q	2319LW	2221QC	2821QC	2121SLC	S320	2437HH
255/80-17	ES85	QV835	QV583	1675	2514Q	2314LW	2237QC	2837QC	2137SLC	-	2437HH
275/80-17	ES195	-	-	1680	-	-	3231QC	3831QC	3131SLC	S295	3431HH
245/85-17	-	-	-	1675	-	-	2228QC	2828QC	2128SLC	S322	-
215/70-17.5	ES82	QV729	QV575	1673	2515Q	2315LW	2219QC	2819QC	2119SLC	S315	2435HH
225/70-17.5	-	-	-	1663	2517Q	2317LW	2214QC	2814QC	2114SLC	S315	2439HH
235/70-17.5	ES83	QV735	QV579	-	-	-	2221QC	2821QC	2121SLC	-	-
245/70-17.5	ES83	QV741	QV579	1675	2521Q	2321LW	3228QC	3828QC	3128SLC	S320	-
275/70-17.5	-	-	-	-	2519Q	2319LW	3228QC	3828QC	3128SLC	S295	2440HH
205/75-17.5	-	QV729	QV575	1661	2529Q	2329LW	-	-	-	-	-
215/75-17.5	ES83	QV729	QV575	1673	2519Q	2319LW	2229QC	2829QC	2129SLC	S315	2437HH
225/75-17.5	ES83	QV735	QV575	1665	2521Q	2321LW	-	-	-	-	-
235/75-17.5	ES84	QV741	QV579	1665	2514Q	2314LW	3228QC	3828QC	3128SLC	S320	2439HH
245/75-17.5	ES84	QV741	QV579	-	-	-	3228QC	3828QC	3128SLC	-	2439HH
265/45-18	-	QV729	QV571	-	-	-	-	-	-	-	-
275/45-18	-	QV735	QV563	1673	2519Q	2319LW	2229QC	2829QC	2129SLC	-	-
285/45-18	-	QV735	QV563	-	-	-	-	-	-	-	-
295/45-18	ES83	QV735	QV575	1673	2529Q	2329LW	3210QC	3810QC	3110SLC	-	3410HH
285/50-18	ES83	QV735	QV575	1675	2529Q	2329LW	2228QC	2828QC	2128SLC	-	2439HH
225/55-18	ES80	QV729	QV563	1661	2517Q	2317LW	2229QC	2829QC	2129SLC	-	2435HH
235/55-18	ES80	QV729	QV563	1673	2517Q	2317LW	2229QC	2829QC	2129SLC	-	-
245/55-18	ES83	QV735	QV571	1673	2519Q	2319LW	2229QC	2829QC	2129SLC	-	-
255/55-18	ES82	QV735	QV575	1673	2519Q	2319LW	2229QC	2829QC	2129SLC	S320	2435HH
265/55-18	-	QV735	QV575	1673	2519Q	2319LW	3210QC	3810QC	3110SLC	-	3410HH
275/55-18	ES83	QV741	QV579	1675	2521Q	2321LW	3210QC	3810QC	3110SLC	S322	3410HH
285/55-18	-	QV747	-	1679	2527Q	2327LW	3210QC	3810QC	3110SLC	S295	3410HH
225/60-18	ES82	QV729	QV571	1661	1555Q	-	2229QC	2829QC	2129SLC	-	2435HH
235/60-18	ES82	QV729	QV571	1669	2517Q	2317LW	2229QC	2829QC	2129SLC	S320	2439HH
245/60-18	ES83	QV735	QV575	1673	2519Q	2319LW	2229QC	2829QC	2129SLC	S320	2439HH
255/60-18	ES83	QV741	QV579	1675	2521Q	2321LW	3210QC	3810QC	3110SLC	S320	3410HH
265/60-18	ES83	QV741	QV579	1675	2521Q	2321LW	3228QC	3828QC	3128SLC	S320	-
275/60-18	ES84	QV747	QV579	1675	2527Q	2327LW	3228QC	3828QC	3128SLC	S320	2439HH
285/60-18	ES84	QV751	QV579	1675	2527Q	2327LW	3228QC	3828QC	3128SLC	S295	2439HH
295/60-18	-	QV751	QV579	-	-	-	3227QC	3827QC	3127SLC	-	3427HH
305/60-18	ES85	QV753	QV841	1681	2536Q	-	3231QC	3831QC	3131SLC	S296	3431HH

LIGHT TRUCK / SUV



MORE CHAIN STYLES & FITMENTS AVAILABLE ON OUR WEBSITE: WWW.QUALITYCHAINCORP.COM

EMAIL: INFO@QUALITYCHAINCORP.COM OR CALL US DIRECT: (503) 614-9664 / CA & NV CUSTOMERS CALL: (916) 409-0408

NOTE: We can custom build most chains if a size or part number is not listed in this fitment chart. Call or visit www.qualitychaincorp.com for more info.



Quality Chain Corp. suggests that you check your vehicle owner's manual for information about the use of tire chains.



NOTE: Part numbers that are **BOLD ITALIC** meet and/or exceed S.A.E. Class "S" Clearance requirements.



* Most tire chains are available in CAM and NON-CAM versions.

TIRE SIZE	EASYSOX	VOLT LT	HIGH VOLT	COBRA JR	DIAMOND	DIAMOND	HIGHWAY	V-BAR	SQ. LINK	NORDIC	MUD
	ES	CABLE	CABLE	CABLE	BACK LT	LIGHT	SINGLE	SINGLE	SINGLE	STUDDUED	SERVICE
	ES85	QV700	QV500	1600	2500Q	2300LW	2200QC	2800QC	2100SLC	S200	2400HH
	QV753	QV575	1673	2519Q	2319LW	2229QC	2829QC	2129SLC	S320	2439HH	
	QV735	QV575	1673	2519Q	2319LW	2229QC	2829QC	2129SLC	S320	2439HH	
	QV747	QV579	1675	2521Q	2321LW	3210QC	3810QC	3110SLC	S320	3410HH	
	QV747	QV579	1663	2527Q	2327LW	3228QC	3828QC	3128SLC	S320	2439HH	
	QV751	QV583	1675	2533Q	2328LW	3228QC	3828QC	3128SLC	S320	2439HH	
	QV751	QV583	1678	2533Q	2328LW	3228QC	3828QC	3128SLC	S295	3429HH	
	QV841	-	1680	2536Q	-	3229QC	3829QC	3129SLC	-	3429HH	
	-	-	1681	2536Q	-	3231QC	3831QC	3131SLC	S296	3431HH	
	QV761	QV853	1681	-	-	3231QC	3831QC	3131SLC	S298	3431HH	
	QV881	-	-	-	-	3255QC	3855QC	3155SLC	-	3455HH	
	QV735	QV579	1663	-	-	2221QC	2821QC	2121SLC	S320	2435HH	
	QV741	QV579	-	-	-	2221QC	2821QC	2121SLC	-	2437HH	
	QV747	QV579	-	-	-	2228QC	2828QC	2128SLC	-	-	
	QV747	QV579	1663	2527Q	2327LW	2228QC	2828QC	2128SLC	S320	2439HH	
	QV751	QV583	1678	2533Q	2328LW	2228QC	2828QC	2128SLC	S322	2439HH	
	QV753	QV583	1680	2536Q	-	3228QC	3828QC	3128SLC	S322	3428HH	
	QV757	QV583	1681	2536Q	-	3229QC	3829QC	3129SLC	S295	3431HH	
	QV757	QV835	1681	2536Q	-	3231QC	3831QC	3131SLC	S296	3431HH	
	QV859	-	-	2539Q	-	3231QC	3831QC	3131SLC	S296	3431HH	
	QV751	QV583	-	-	-	2228QC	2828QC	2128SLC	-	-	
	QV837	QV583	1679	-	-	3229QC	3829QC	3129SLC	S322	3429HH	
	QV761	-	1681	2536Q	2337LW	3231QC	3831QC	3131SLC	S296	3431HH	
	-	-	1675	2521Q	2321LW	2228QC	2828QC	2128SLC	S322	2439HH	
	QV741	QV575	1673	2519Q	2319LW	2229QC	2829QC	2129SLC	S320	-	
	QV735	QV575	1663	2529Q	2329LW	3210QC	3810QC	3110SLC	S322	3410HH	
	QV339	QV563	1042	1553Q	-	1142	-	-	-	-	
	QV729	QV571	1673	-	2319LW	-	-	-	-	-	
	QV729	QV571	1673	2519Q	2319LW	2229QC	2829QC	2129SLC	-	2435HH	
	QV735	QV575	1669	2529Q	2329LW	2229QC	2829QC	2129SLC	-	2435HH	
	QV741	QV575	1675	2529Q	2329LW	3210QC	3810QC	3110SLC	-	3410HH	
	QV735	QV579	-	-	-	-	-	-	-	-	
	QV729	QV571	1673	-	2319LW	-	-	-	-	-	
	QV735	QV575	1669	-	2319LW	-	-	-	-	-	
	QV735	QV575	1669	2519Q	2319LW	3210QC	3810QC	3110SLC	-	3410HH	
	QV735	QV579	1663	2521Q	2321LW	3210QC	3810QC	3110SLC	-	3410HH	
	QV741	-	-	2521Q	2321LW	3210QC	3810QC	3110SLC	-	3410HH	
	QV747	QV579	1679	2527Q	2327LW	2228QC	2828QC	2128SLC	-	-	
	QV747	QV579	-	-	-	2228QC	2828QC	2128SLC	-	-	
	QV747	QV579	1663	2521Q	2321LW	2228QC	2828QC	2128SLC	-	2437HH	
	-	QV583	-	-	-	3229QC	3829QC	3129SLC	-	3429HH	
	QV741	-	-	-	-	2228QC	2828QC	2128SLC	-	2439HH	
	QV747	QV579	1663	2527Q	2327LW	2228QC	2828QC	2128SLC	-	2439HH	
	-	-	-	-	-	3228QC	3828QC	3128SLC	-	-	
	QV747	QV579	1663	2521Q	2321LW	2221QC	2821QC	2121SLC	S320	2437HH	
	QV747	QV579	-	-	-	-	-	-	-	-	
	QV751	QV583	1675	2514Q	2314LW	3228QC	3828QC	3128SLC	S322	2439HH	

LIGHT TRUCK / SUV





Quality Chain Corp. suggests that you check your vehicle owner's manual for information about the use of tire chains.



NOTE: Part numbers that are **BOLD ITALIC** meet and/or exceed S.A.E. Class "S" Clearance requirements.

PLEASE NOTE: This is only a guide. Actual fitments and clearances may vary. Please check prior to use.

* Most tire chains are available in CAM and NON-CAM versions.

LIGHT TRUCK / SUV

TIRE SIZE	EASYSOX	VOLT LT CABLE	HIGH VOLT CABLE	COBRA JR CABLE	DIAMOND BACK LT	DIAMOND LIGHT	HIGHWAY SINGLE	V-BAR SINGLE	SQ. LINK SINGLE	NORDIC STUDDER	MUD SERVICE
	ES	QV700	QV500	1600	2500Q	2300LW	2200QC 3200QC	2800QC 3800QC	2100SLC 3100SLC	S200 S300	2400HH 3400HH
	Page 26	Page 27	Page 27	Page 26	Page 28	Page 29	Pgs. 30 & 33	Pgs. 30 & 33	Pgs. 31 & 34	Page 32	Pgs. 32-33
265/70-19.5	ES195	QV837	-	1680	2536Q	-	2237QC	2837QC	2137SLC	S322	2440HH
275/70-19.5	ES195	QV837	-	-	-	-	-	-	-	-	-
285/70-19.5	ES195	QV853	-	-	2527Q	2327LW	2246QC	2846QC	2146SLC	-	-
305/70-19.5	ES199	QV869	-	-	2514Q	2314LW	2239QC	2839QC	2139SLC	-	-
215/75-19.5	-	QV747	QV579	-	-	-	-	-	-	-	-
225/75-19.5	ES85	QV747	QV579	1663	2521Q	2321LW	2214QC	2814QC	2114SLC	S320	2437HH
305/30-20	ES84	-	-	-	-	-	3257QC	-	3157SLC	-	-
285/35-20	-	QV735	QV563	-	-	-	-	-	-	-	-
315/35-20	-	QV751	QV579	-	2521Q	2321LW	-	-	-	-	-
235/40-20	ES75	-	-	-	-	-	-	-	-	-	-
255/40-20	ES83	QV729	QV563	-	2521Q	2321LW	-	-	-	-	-
265/40-20	ES83	QV729	QV571	-	-	-	-	-	-	-	-
275/40-20	ES83	QV735	QV575	1663	2521Q	2321LW	3210QC	3810QC	3110SLC	-	3410HH
285/40-20	ES83	QV741	QV579	-	-	-	-	-	-	-	-
295/40-20	ES83	QV735	QV579	1675	2521Q	2321LW	2228QC	2828QC	2128SLC	-	2439HH
305/40-20	ES84	-	-	-	-	-	-	-	-	-	-
235/45-20	ES80	QV343	QV571	1665	-	2319LW	-	-	-	-	-
245/45-20	ES82	QV729	QV575	1669	2519Q	2319LW	2229QC	2829QC	2129SLC	S295	-
255/45-20	ES82	QV729	QV575	1669	2519Q	2319LW	2229QC	2829QC	2129SLC	-	-
265/45-20	ES83	QV735	QV575	1673	2519Q	2319LW	3210QC	3810QC	3110SLC	-	3410HH
275/45-20	ES83	QV741	QV579	1669	2521Q	2321LW	2229QC	2829QC	2129SLC	S298	2439HH
285/45-20	ES83	QV741	QV579	-	-	-	-	-	-	-	-
295/45-20	ES84	QV747	QV579	1679	2527Q	2327LW	2228QC	2828QC	2128SLC	-	2439HH
305/45-20	ES85	QV741	QV579	1679	2514Q	2314LW	3229QC	3829QC	3129SLC	-	3429HH
235/50-20	ES82	QV343	QV571	1042	1555Q	-	1142	-	-	-	-
245/50-20	ES83	QV735	QV575	1669	2521Q	2321LW	3210QC	3810QC	3110SLC	-	3410HH
255/50-20	ES84	QV741	QV579	1675	2521Q	2321LW	3210QC	3810QC	3110SLC	-	3410HH
265/50-20	ES84	QV747	QV579	1675	2527Q	2327LW	3210QC	3810QC	3110SLC	-	3410HH
275/50-20	ES84	QV747	QV579	1679	2527Q	-	2228QC	2828QC	2128SLC	S320	-
285/50-20	ES84	QV751	QV579	1679	2533Q	2328LW	3228QC	3828QC	3128SLC	S295	3428HH
295/50-20	-	QV751	QV579	1680	-	-	3228QC	3828QC	3128SLC	-	3428HH
305/50-20	ES85	QV761	QV583	1681	2536Q	2328LW	3228QC	3828QC	3128SLC	S295	2440HH
325/50-20	-	QV751	QV841	-	-	-	3231QC	3831QC	3131SLC	-	3431HH
235/55-20	ES83	QV735	QV575	1669	2519Q	2319LW	3210QC	3810QC	3110SLC	-	3410HH
255/55-20	ES84	QV747	QV579	1675	2521Q	2321LW	2228QC	2828QC	2128SLC	-	2439HH
265/55-20	ES84	QV747	QV579	1675	2521Q	2321LW	2228QC	2828QC	2128SLC	S320	2439HH
275/55-20	ES85	QV751	QV583	1679	2533Q	2328LW	3228QC	3828QC	3128SLC	S295	3428HH
285/55-20	ES85	QV757	QV583	1681	2536Q	-	3228QC	3828QC	3128SLC	-	3428HH
295/55-20	ES85	QV837	-	-	-	-	-	-	-	-	-
305/55-20	ES188	QV853	-	1681	2536Q	-	3231QC	3831QC	3131SLC	S298	3431HH
245/60-20	ES84	QV741	QV579	-	-	-	2228QC	2828QC	2128SLC	-	-
255/60-20	ES84	QV747	-	1679	-	-	2228QC	2828QC	2128SLC	-	-
265/60-20	ES85	QV751	QV579	1678	2533Q	-	3228QC	3828QC	3128SLC	S295	3428HH
275/60-20	ES188	QV751	QV583	1679	2533Q	-	2228QC	2828QC	2128SLC	S295	2440HH
285/60-20	ES188	QV757	-	1679	2536Q	-	3229QC	3829QC	3129SLC	S296	-
295/60-20	ES199	QV761	QV853	1681	-	-	3229QC	3829QC	3129SLC	-	3429HH
315/60-20	ES199	QV859	-	-	-	-	3231QC	3831QC	3131SLC	-	3431HH



MORE CHAIN STYLES & FITMENTS AVAILABLE ON OUR WEBSITE: WWW.QUALITYCHAINCORP.COM

EMAIL: INFO@QUALITYCHAINCORP.COM OR CALL US DIRECT: (503) 614-9664 / CA & NV CUSTOMERS CALL: (916) 409-0408

NOTE: We can custom build most chains if a size or part number is not listed in this fitment chart. Call or visit www.qualitychaincorp.com for more info.



Quality Chain Corp. suggests that you check your vehicle owner's manual for information about the use of tire chains.



NOTE: Part numbers that are **BOLD ITALIC** meet and/or exceed S.A.E. Class "S" Clearance requirements.



* Most tire chains are available in CAM and NON-CAM versions.

TIRE SIZE	EASYSOX	VOLT LT CABLE	HIGH VOLT CABLE	COBRA JR CABLE	DIAMOND BACK LT	DIAMOND LIGHT	HIGHWAY SINGLE	V-BAR SINGLE	SQ. LINK SINGLE	NORDIC STUDDER	MUD SERVICE
	ES	QV700	QV500	1600	2500Q	2300LW	2200QC 3200QC	2800QC 3800QC	2100SLC 3100SLC	S200 S300	2400HH 3400HH
	Page 26	Page 27	Page 27	Page 26	Page 28	Page 29	Pgs. 30 & 33	Pgs. 30 & 33	Pgs. 31 & 34	Page 32	Pgs. 32-33
325/60-20	ES199	QV865	-	-	2539Q	-	3235QC	3835QC	3135SLC	S298	3435HH
355/60-20	-	QV869	-	-	-	-	3251QC	3851QC	3151SLC	-	-
265/65-20	ES85	QV757	QV583	-	-	-	3227QC	3827QC	3127SLC	-	3427HH
275/65-20	ES195	QV757	-	1681	2536Q	-	3231QC	3831QC	3131SLC	S296	3431HH
285/65-20	ES195	QV757	QV859	1681	2536Q	-	3231QC	3831QC	3131SLC	-	3431HH
295/65-20	ES195	-	QV853	-	-	-	3231QC	3831QC	3131SLC	-	3431HH
225/75-20	-	QV747	QV579	-	-	-	2228QC	2828QC	2128SLC	-	-
285/30-21	-	QV735	QV563	-	-	-	-	-	-	-	-
315/30-21	ES85	-	-	-	-	-	-	-	-	-	-
275/35-21	ES83	-	-	-	-	-	-	-	-	-	-
295/35-21	ES83	QV747	QV579	-	-	-	-	-	-	-	-
315/35-21	ES85	-	-	-	-	-	-	-	-	-	-
255/40-21	ES82	QV735	QV575	-	-	-	2229QC	2829QC	2129SLC	-	2435HH
265/40-21	ES83	QV741	QV579	1673	2521Q	2321LW	3210QC	3810QC	3110SLC	-	3410HH
275/40-21	ES83	QV741	QV579	-	-	-	-	-	-	-	-
285/40-21	ES83	-	-	-	-	-	-	-	-	-	-
295/40-21	ES83	QV747	QV579	-	-	-	-	-	-	-	-
315/40-21	ES85	-	-	-	-	-	-	-	-	-	-
265/45-21	ES83	QV735	QV575	1675	2521Q	2321LW	3210QC	3810QC	3110SLC	-	3410HH
275/45-21	ES84	QV747	QV583	-	2527Q	-	2228QC	2828QC	2128SLC	-	3410HH
285/45-21	ES84	QV751	QV583	-	-	-	-	-	-	-	-
235/50-21	ES83	QV735	-	-	-	-	-	-	-	-	-
255/50-21	ES84	QV747	QV579	-	-	-	-	-	-	-	-
275/50-21	ES84	QV751	QV583	-	-	-	3229QC	3829QC	3129SLC	-	3429HH
275/55-21	ES85	QV757	QV583	-	-	-	-	-	-	-	-
295/30-22	ES83	QV735	QV575	1675	-	-	2228QC	2828QC	2128SLC	-	-
315/30-22	ES85	-	-	-	-	-	-	-	-	-	-
255/35-22	ES82	QV741	QV571	1673	2519Q	2319LW	2229QC	2829QC	2129SLC	-	2435HH
265/35-22	ES83	QV741	QV575	1673	2521Q	2321LW	2229QC	2829QC	2129SLC	-	-
275/35-22	ES83	QV741	QV579	-	-	-	-	-	-	-	-
285/35-22	ES83	QV747	QV579	1675	2527Q	2327LW	2228QC	2828QC	2128SLC	-	-
295/35-22	-	QV747	QV579	-	-	-	-	-	-	-	-
305/35-22	-	QV747	QV579	-	-	-	-	-	-	-	-
315/35-22	ES85	-	-	-	-	-	-	-	-	-	-
325/35-22	ES85	-	-	-	-	-	-	-	-	-	-
245/40-22	ES83	QV735	QV575	-	-	-	-	-	-	-	-
255/40-22	ES83	QV741	QV579	1675	2521Q	2321LW	3210QC	3810QC	3110SLC	S320	3410HH
265/40-22	ES83	QV741	QV579	1675	2521Q	2321LW	3210QC	3810QC	3110SLC	-	3410HH
275/40-22	ES83	QV747	QV579	-	-	-	-	-	-	-	-
285/40-22	ES84	QV741	QV579	1675	2527Q	2327LW	2228QC	2828QC	2128SLC	-	-
295/40-22	ES84	-	-	-	-	-	-	-	-	-	-
305/40-22	ES84	QV751	QV583	1679	-	2328LW	2228QC	2828QC	2128SLC	-	3428HH
325/40-22	ES85	-	-	1681	-	2328LW	3228QC	3828QC	3128SLC	-	-
255/45-22	ES84	-	-	-	-	-	-	-	-	-	-
265/45-22	ES84	QV735	QV575	1675	2527Q	2327LW	2228QC	2828QC	2128SLC	-	-
275/45-22	ES84	QV747	QV579	1679	2514Q	2314LW	-	-	-	-	-
285/45-22	ES85	QV751	QV583	1679	2533Q	2328LW	2228QC	2828QC	2128SLC	-	-

LIGHT TRUCK / SUV





Quality Chain Corp. suggests that you check your vehicle owner's manual for information about the use of tire chains.



NOTE: Part numbers that are **BOLD ITALIC** meet and/or exceed S.A.E. Class "S" Clearance requirements.

PLEASE NOTE: This is only a guide. Actual fitments and clearances may vary. Please check prior to use.

* Most tire chains are available in CAM and NON-CAM versions.

TIRE SIZE	EASYSOX	VOLT LT CABLE	HIGH VOLT CABLE	COBRA JR CABLE	DIAMOND BACK LT	DIAMOND LIGHT	HIGHWAY SINGLE	V-BAR SINGLE	SQ. LINK SINGLE	NORDIC STUDDED	MUD SERVICE
	ES	QV700	QV500	1600	2500Q	2300LW	2200QC 3200QC	2800QC 3800QC	2100SLC 3100SLC	S200 S300	2400HH 3400HH
	Page 26	Page 27	Page 27	Page 26	Page 28	Page 29	Pgs. 30 & 33	Pgs. 30 & 33	Pgs. 31 & 34	Page 32	Pgs. 32-33
295/45-22	ES85	-	QV583	-	-	-	-	-	-	-	-
305/45-22	ES85	QV757	QV583	1678	2536Q	2335LW	2228QC	2828QC	2128SLC	-	2440HH
265/50-22	ES85	QV751	-	-	-	-	-	-	-	-	-
275/50-22	ES85	QV757	QV583	-	-	-	-	-	-	-	-
285/50-22	ES188	QV757	QV583	1680	2536Q	-	3228QC	3828QC	3128SLC	-	3428HH
305/50-22	-	QV859	-	-	-	-	3231QC	3831QC	3131SLC	-	3431HH
325/50-22	ES199	-	-	-	2539Q	-	3235QC	3835QC	3135SLC	-	3435HH
285/55-22	-	-	-	-	-	-	3231QC	3831QC	3131SLC	-	3431HH
305/55-22	ES195	-	-	-	-	-	-	-	-	-	-
265/60-22	ES195	-	-	1675	-	-	-	-	-	-	-
295/30-23	-	QV741	QV579	-	-	-	-	-	-	-	-
285/40-23	ES85	-	-	-	-	-	-	-	-	-	-
305/40-23	-	QV751	-	-	-	-	-	-	-	-	-
245/30-24	ES83	QV747	-	-	-	-	-	-	-	-	-
255/30-24	ES83	QV747	QV579	1675	-	-	-	-	-	-	-
275/30-24	ES83	QV751	QV583	1679	-	-	-	-	-	-	-
295/30-24	-	-	QV583	1680	2514Q	2314LW	-	-	-	-	-
285/35-24	-	QV741	QV579	-	-	-	-	-	-	-	-
295/35-24	ES85	QV751	QV583	1681	-	-	-	-	-	-	-
305/35-24	ES85	QV757	QV583	1681	2536Q	-	3231QC	3831QC	3131SLC	-	3431HH
315/35-24	-	-	QV583	-	-	-	-	-	-	-	-
285/40-24	ES85	QV757	QV583	1680	2536Q	-	3229QC	3829QC	3129SLC	-	3429HH
295/40-24	ES188	QV761	QV583	1681	2536Q	2337LW	3231QC	3831QC	3131SLC	-	3431HH
275/50-24	ES195	QV761	-	-	-	-	-	-	-	-	-
305/30-26	ES188	-	-	1681	-	-	-	-	-	-	-
27x8.50-14	ES75	QV335	QV563	1661	1545Q	-	2216QC	2816QC	2116SLC	-	-
27x9.50-14	ES75	-	-	1665	-	-	2216QC	2816QC	2116SLC	-	-
29x9.50-14	ES82	QV729	QV571	1665	2519Q	2319LW	2229QC	2829QC	2129SLC	-	2435HH
29x9.50-15	ES82	QV729	QV571	1661	2519Q	2319LW	2229QC	2829QC	2129SLC	-	2435HH
29x10.50-15	ES82	QV729	QV571	1661	2519Q	2319LW	3210QC	3810QC	3110SLC	S315	3410HH
30x9.50-15	ES83	QV735	QV575	1669	2519Q	2319LW	2229QC	2829QC	2129SLC	-	2435HH
31x9.50-15	-	QV741	QV579	1673	2519Q	2319LW	3227QC	3827QC	3127SLC	S315	2437HH
31x10.50-15	ES84	QV741	QV575	1669	2529Q	2329LW	3210QC	3810QC	3110SLC	S315	3410HH
31x11.50-15	-	QV747	QV579	1669	2529Q	2329LW	3227QC	3827QC	3127SLC	S320	3427HH
31x12.50-15	-	-	-	1675	2514Q	2314LW	3229QC	3829QC	3129SLC	S295	3429HH
32x9.50-15	-	QV741	QV579	1669	2519Q	2319LW	3227QC	3827QC	3127SLC	S315	3427HH
32x11.50-15	ES84	QV747	QV583	1675	2514Q	2314LW	3229QC	3829QC	3129SLC	S320	3429HH
33x9.50-15	-	QV751	QV583	1675	2514Q	2314LW	3210QC	3810QC	3110SLC	S320	3410HH
33x10.50-15	-	QV747	QV583	1675	2514Q	2314LW	3229QC	3829QC	3129SLC	S320	3429HH
33x12.50-15	ES188	QV757	-	1678	2536Q	2335LW	3229QC	3829QC	3129SLC	S295	3429HH
33x13.50-15	ES188	-	-	-	-	-	3229QC	3829QC	3129SLC	S298	3429HH
35x10.50-15	ES195	-	-	1679	2514Q	2314LW	3229QC	3829QC	3129SLC	S295	3427HH
35x12.50-15	ES195	QV761	QV853	1681	2539Q	-	3231QC	3831QC	3131SLC	S296	3431HH
35x13.50-15	ES199	QV761	QV853	1681	2539Q	-	3231QC	3831QC	3131SLC	S298	3431HH
35x14.50-15	ES199	-	-	-	-	2337LW	3235QC	3835QC	3135SLC	S298	3435HH
37x12.50-15	ES199	QV859	-	-	2539Q	-	3235QC	3835QC	3135SLC	S298	3435HH
37x14.50-15	-	QV869	-	-	-	-	3251QC	3851QC	3151SLC	-	-

LIGHT TRUCK / SUV



MORE CHAIN STYLES & FITMENTS AVAILABLE ON OUR WEBSITE: WWW.QUALITYCHAINCORP.COM
 EMAIL: INFO@QUALITYCHAINCORP.COM OR CALL US DIRECT: (503) 614-9664 / CA & NV CUSTOMERS CALL: (916) 409-0408

NOTE: We can custom build most chains if a size or part number is not listed in this fitment chart. Call or visit www.qualitychaincorp.com for more info.



Quality Chain Corp. suggests that you check your vehicle owner's manual for information about the use of tire chains.



NOTE: Part numbers that are ***BOLD ITALIC*** meet and/or exceed S.A.E. Class "S" Clearance requirements.



* Most tire chains are available in CAM and NON-CAM versions.

TIRE SIZE	EASYSOX	VOLT LT CABLE	HIGH VOLT CABLE	COBRA JR CABLE	DIAMOND BACK LT	DIAMOND LIGHT	HIGHWAY SINGLE	V-BAR SINGLE	SQ. LINK SINGLE	NORDIC STUDDED	MUD SERVICE
	ES	QV700	QV500	1600	2500Q	2300LW	2200QC 3200QC	2800QC 3800QC	2100SLC 3100SLC	S200 S300	2400HH 3400HH
	Page 26	Page 27	Page 27	Page 26	Page 28	Page 29	Pgs. 30 & 33	Pgs. 30 & 33	Pgs. 31 & 34	Page 32	Pgs. 32-33
38x12.50-15	-	-	-	-	-	-	3259QC	-	3159SLC	-	-
29x9.50-16	<i>ES82</i>	<i>QV729</i>	<i>QV571</i>	<i>1661</i>	2519Q	<i>2319LW</i>	2229QC	2829QC	2129SLC	-	2437HH
33x13.50-16	<i>ES188</i>	-	-	-	2533Q	-	3229QC	3829QC	3129SLC	S298	3429HH
35x12.50-16	<i>ES195</i>	<i>QV761</i>	QV853	<i>1681</i>	2539Q	-	3231QC	3831QC	3131SLC	S296	3431HH
35x13.50-16	<i>ES199</i>	<i>QV761</i>	QV853	<i>1681</i>	2539Q	-	3231QC	3831QC	3131SLC	S298	3431HH
33x12.50-17	<i>ES188</i>	<i>QV757</i>	-	<i>1678</i>	2536Q	<i>2335LW</i>	3229QC	3829QC	3129SLC	S295	3429HH
35x11.50-17	<i>ES195</i>	<i>QV761</i>	-	-	-	-	3231QC	3831QC	3131SLC	S296	3431HH
35x12.50-17	<i>ES195</i>	<i>QV761</i>	QV853	<i>1681</i>	2539Q	-	3231QC	3831QC	3131SLC	S296	3431HH
37x12.50-17	<i>ES199</i>	QV859	-	-	2539Q	-	3235QC	3835QC	3135SLC	S298	3435HH
37x13.50-17	<i>ES199</i>	QV869	-	2343	-	-	3235QC	3835QC	3135SLC	S298	3435HH
39x13.50-17	-	-	-	3355	-	-	3255QC	3855QC	3155SLC	-	3455HH
40x13.50-17	-	QV881	-	-	-	-	3254QC	3854QC	3154SLC	-	3455HH
42x13.50-17	-	-	-	3355	-	-	3255QC	3855QC	3155SLC	-	3455HH
42x14.50-17	-	-	-	3355	-	-	3255QC	3855QC	3155SLC	-	3455HH
33x12.50-18	<i>ES188</i>	<i>QV757</i>	-	<i>1678</i>	2536Q	<i>2335LW</i>	3229QC	3829QC	3129SLC	S295	3429HH
35x12.50-18	<i>ES195</i>	<i>QV761</i>	QV853	<i>1681</i>	2539Q	-	3231QC	3831QC	3131SLC	S296	3431HH
37x12.50-18	<i>ES199</i>	QV859	-	-	2539Q	-	3235QC	3835QC	3135SLC	S298	3435HH
37x13.50-18	<i>ES199</i>	QV869	-	2343	-	-	3235QC	3835QC	3135SLC	S298	3435HH
38x13.50-18	-	-	-	3355	-	-	3255QC	3855QC	3155SLC	S372	3455HH
38x15.50-18	-	QV881	-	-	-	-	-	-	-	-	-
33x12.50-20	<i>ES188</i>	<i>QV757</i>	-	<i>1678</i>	2536Q	<i>2335LW</i>	3229QC	3829QC	3129SLC	S295	3429HH
35x11.50-20	<i>ES195</i>	<i>QV761</i>	-	-	-	-	3231QC	3831QC	3131SLC	S296	3431HH
35x12.50-20	<i>ES195</i>	<i>QV761</i>	QV853	<i>1681</i>	2539Q	-	3231QC	3831QC	3131SLC	S296	3431HH
35x13.50-20	<i>ES199</i>	<i>QV761</i>	QV853	<i>1681</i>	2539Q	-	3231QC	3831QC	3131SLC	S298	3431HH
37x12.50-20	<i>ES199</i>	QV859	-	-	2539Q	-	3235QC	3835QC	3135SLC	S298	3435HH
37x13.50-20	<i>ES199</i>	QV869	-	2343	-	-	3235QC	3835QC	3135SLC	-	3435HH
38x13.50-20	-	-	-	3355	-	-	3255QC	3855QC	3155SLC	-	3455HH
38x14.50-20	-	QV881	-	-	-	-	-	-	-	-	-
40x15.50-20	-	QV891	-	3355	-	-	3255QC	3855QC	3155SLC	-	3455HH
33x12.50-22	<i>ES188</i>	<i>QV757</i>	-	<i>1678</i>	2536Q	<i>2335LW</i>	3229QC	3829QC	3129SLC	S295	3429HH
37x13.50-24	<i>ES199</i>	QV869	-	2343	-	-	3235QC	3835QC	3135SLC	-	3435HH



EASYSOX LT/SUV

THE ALTERNATIVE TO TRADITIONAL TRACTION

LIGHT WEIGHT: EASIER TO HANDLE AND STORE!

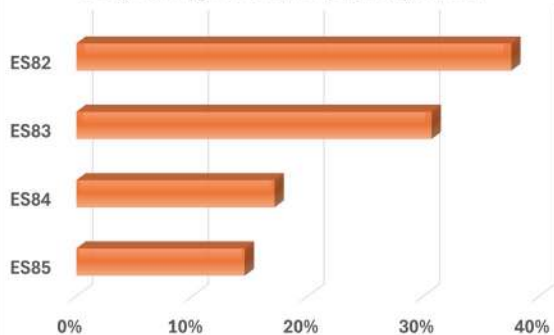
LESS BULKY: CAN BE APPLIED TO VEHICLES WITH EXTREMELY LOW CLEARANCE!

LOWER RISK: OF VEHICLE DAMAGE, NO METAL OR PLASTIC COMPONENTS THAT CAN STRIKE VEHICLE OR SCUFF WHEELS!



EASYSOX NUMBER	WEIGHT PER PAIR (LBS)
ES82	3
ES83	4.2
ES84	4.9
ES85	4.7

EasySocks Light Truck Popularity Chart



STANDARD PACKAGING
Packed 1 Pair Per Bag
4 Pair Per Master Carton

COBRA JR™ CABLE

Low profile carbon steel rollers allow increased tire-to-road contact, resulting in better stability as well as considerable reduction in noise and vibration.

SPIDER BUNGIES OR RUBBER TIGHTENERS ARE SOLD SEPARATELY
PART # 0216
SEE PAGES 110-111 FOR DETAILS



⚠ DO NOT USE ON TRAILERS

STOCK NUMBER	WEIGHT PER PAIR (LBS)	CROSS CHAIN	CROSS CHAIN WIDTH (INCHES)	OVERALL LENGTH (INCHES)
1661	10	8818	13.5"	75"
1663	13			85"
1665	11	8820	14.5"	74.5"
1669	12			80"
1673	12			75"
1675	14	8822	15.5"	85"
1678	14			90.5"
1679	14	8823	16.25"	85"
1680	15	8824	17.5"	
1681	16	8826	17"	90"



STANDARD PACKAGING
Packed 1 Pair Per Bag
(Boxes available upon request)

LIGHT TRUCK / SUV



VOLT LT

PREMIUM LIGHT TRUCK/SUV

Volt cable chains provide better traction and a smoother ride than ladder style cables and chains due to the diagonal cross cable design; which keeps the cable in nearly constant contact with the road. Volt's larger alloy steel rollers make it a longer lasting option than the carbon steel rollers on the entry level Cobra cable.

POPULAR FOR EASY INSTALLATION



RUBBER TIGHTENERS INCLUDED

⚠ DO NOT USE ON TRAILERS

STOCK NUMBER	WEIGHT PER PAIR (LBS)	CROSS CHAIN	BUNGEE
QV729	12	QV1742	QV1174
QV735	13		
QV741	13		
QV747	13	QV1744	QV1176
QV751	13	QV1746	
QV753	14	QV1748	
QV757	14	QV1750	
QV761	14		



STANDARD PACKAGING
Packed 1 Pair Per Bag
2 Pair Per Master Carton

HIGH VOLT

PREMIUM EMERGENCY VEHICLES

(POLICE, FIRE & AMBULANCE)

High Volt cable chains are engineered to meet the high-performance needs of emergency vehicles. Large alloy rollers and high strength aircraft cable provide maximum traction and durability.

DO NOT USE RUBBER TIGHTENERS



⚠ DO NOT USE ON TRAILERS

STOCK NUMBER	WEIGHT PER PAIR (LBS)	CROSS CHAIN
QV539	11	QV9380
QV547	12	QV9384
QV555	12	QV9388
QV563	12	QV9388
QV571	12	QV9390
QV575	13	QV9394
QV579	13	
QV583	13	



STANDARD PACKAGING
Packed 1 Pair Per Plastic Box
4 Pair Per Master Carton

DIAMOND BACK LT

5.5 MM

European Hoop Style Chain

Made of alloy steel with square links in a diamond pattern. Provides a smoother ride than ladder style chains and better tire coverage.

The asymmetrical design gives the added benefit of lateral traction in addition to linear traction for improved cornering.

Rubber tightener OR pull chain tightening system.

⚠ DO NOT USE ON TRAILERS

POPULAR FOR EASY INSTALLATION

PULL CHAIN TYPE

RUBBER TIGHTENERS NOT REQUIRED

STOCK NUMBER	WEIGHT PER PAIR (LBS)	WIRE SIZE
2515Q	23	5.5 MM
2517Q	23	
2519Q	26	
2521Q	26	
2527Q	28	
2529Q	27	
2533Q	25	
2536Q	28	
2539Q	30	



PULL CHAIN TYPE



INSIDE FASTENER

RUBBER TIGHTENER TYPE

RUBBER TIGHTENER INCLUDED

STOCK NUMBER	WEIGHT PER PAIR (LBS)	WIRE SIZE
2514Q	27	5.5 MM



STANDARD PACKAGING
Packed 1 Pair Per Bag
2 Pair Per Master Carton



RUBBER TIGHTENER TYPE

FOR REPAIR PARTS, SEE PAGE 16

DIAMOND LIGHT

3.7 MM



Light Weight European Hoop Style Chain

All the benefits of the standard Diamond Back chain, but made from smaller material to accommodate lower clearance vehicles and to provide a lighter weight option for easier handling.

Rubber tightener OR pull chain tightening system.

⚠ DO NOT USE ON TRAILERS

POPULAR FOR EASY INSTALLATION

PULL CHAIN TYPE

RUBBER TIGHTENER NOT REQUIRED

STOCK NUMBER	WEIGHT PER PAIR (LBS)	WIRE SIZE
2314LW	16	3.7 MM
2315LW	14	
2317LW	13	
2321LW	15	
2327LW	17	
2328LW	17	
2329LW	16	
2335LW	17	
2337LW	17	



PULL CHAIN TYPE



INSIDE FASTENER

RUBBER TIGHTENER TYPE

RUBBER TIGHTENER INCLUDED

STOCK NUMBER	WEIGHT PER PAIR (LBS)	WIRE SIZE
2319LW	15	3.7 MM



STANDARD PACKAGING
Packed 1 Pair Per Bag
4 Pair Per Master Carton



RUBBER TIGHTENER TYPE

LIGHT TRUCK / SUV

FOR REPAIR PARTS, SEE PAGE 16

HIGHWAY SERVICE

- ENTRY LEVEL ON-ROAD CHAIN
- CARBON STEEL, ROUND TWIST LINKS

ALSO AVAILABLE: LONG MILEAGE ALLOY (LMC)

Same chain but made from alloy steel for a stronger, longer running on-road option. Runs 3-4x longer. Perfect for fleets.



SPIDER BUNGIES OR RUBBER TIGHTENERS ARE SOLD SEPARATELY
PART # 0216
SEE PAGES 110-111 FOR DETAILS



SINGLE

DUAL TRIPLE

⚠ NOT FOR PLOW, FORKLIFT, TOW TRUCK OR OFF-ROAD USE. SEE PAGE 31 FOR THESE APPLICATIONS.

SINGLE MOUNT (1 PR/BAG) NON-CAM CAM STYLE

DUAL TRIPLE MOUNT (1/2 PR/BAG) NON-CAM CAM STYLE

STOCK NUMBER	WEIGHT PER PAIR (LBS)	STOCK NUMBER	WEIGHT PER PAIR (LBS)	STOCK NUMBER	WEIGHT PER PAIR (LBS)	STOCK NUMBER	WEIGHT PER PAIR (LBS)	CROSS CHAIN	WIRE SIZE
-	-	2209QC	21	-	-	-	-	6219	5.5 MM
-	-	2211QC	23	-	-	4211QC	46		
2214	27	2214QC	29	4214	50	4214QC	54	6221	
2216	22	2216QC	23	-	-	4216QC	40		
2219	25	2219QC	25	4219	44	4219QC	46		
2221	25	2221QC	27	4221	47	4221QC	50	6225	
2228	29	2228QC	30	4228	51	4228QC	56		
2229	25	2229QC	25	4229	45	4229QC	48		

V-BAR

- HIGHWAY SERVICE CHAIN WITH "ICE BREAKER" CLEATS WELDED ONTO CROSS LINKS
- V-BAR LINKS GRIP ICE AND PACKED SNOW BETTER THAN REGULAR HIGHWAY SERVICE
- CARBON STEEL



SINGLE

DUAL TRIPLE

⚠ NOT FOR PLOW, FORKLIFT, TOW TRUCK OR OFF-ROAD USE. SEE PAGE 31 FOR THESE APPLICATIONS.

SINGLE MOUNT (1 PR/BAG) NON-CAM CAM STYLE

DUAL TRIPLE MOUNT (1/2 PR/BAG) NON-CAM CAM STYLE


STOCK NUMBER	WEIGHT PER PAIR (LBS)	STOCK NUMBER	WEIGHT PER PAIR (LBS)	STOCK NUMBER	WEIGHT PER PAIR (LBS)	STOCK NUMBER	WEIGHT PER PAIR (LBS)	CROSS CHAIN	WIRE SIZE
-	-	2809QC	26	-	-	-	-	6819	5.5 MM
2811	25	2811QC	26	-	-	-	-		
2814	31	2814QC	32	4814	55	4814QC	57	6821	
2816	24	2816QC	25	-	-	-	-		
2819	26	2819QC	29	4819	51	4819QC	51		
2821	28	2821QC	30	4821	54	4821QC	54	6825	
2828	32	2828QC	33	4828	57	4828QC	60		
2829	27	2829QC	29	4829	53	4829QC	55		

SQUARE LINK & TWISTED SQUARE LINK

- FOR HIGHWAY AND LIGHT OFF-ROAD USE
- TWISTED SQUARE LAYS LOWER ON THE TREAD RESULTING IN A SMOOTHER RIDE

UPGRADES OVER HIGHWAY SERVICE CHAIN:

- Made from alloy steel, which is a stronger, longer lasting material than carbon steel.
- Square rod material gives each link edges for more aggressive bite and grip.
- **CAM STYLE**
ALSO AVAILABLE: NON-CAM ("SL" & "SLTWIST")



SINGLE MOUNT (1 PR/BAG) DUAL TRIPLE MOUNT (1/2 PR/BAG)

STOCK NUMBER	WT/PR (LBS)	STOCK NUMBER	WT/PR (LBS)	STOCK NUMBER	WT/PR (LBS)	STOCK NUMBER	WT/PR (LBS)	CROSS CHAIN (SQUARE & TWISTED)	WIRE SIZE
2114SLC	30	2114SLCTWIST	29	4114SLC	52	4114SLCTWIST	52	6221SL & 6221SLTWIST	5.5 MM
2116SLC	23	2116SLCTWIST	22	-	-	-	-		
2119SLC	26	2119SLCTWIST	25	4119SLC	47	4119SLCTWIST	47		
2121SLC	28	2121SLCTWIST	29	4121SLC	52	4121SLCTWIST	53		
2128SLC	29	2128SLCTWIST	31	4128SLC	55	4128SLCTWIST	56		
2129SLC	26	2129SLCTWIST	27	4129SLC	56	-	-	6225SL & 6225SLTWIST	

HEAVY DUTY SQUARE LINK

- FOR HEAVY DUTY ON/OFF-ROAD APPLICATIONS SUCH AS PLOW, UTILITY AND TOW TRUCK USE
- RHD = NON-CAM STYLE
- HDQC = **CAM STYLE**

ALSO AVAILABLE: HEAVY DUTY TWISTED SQUARE LINK (ADD "TWIST" TO END OF THE PART NUMBER)

SPIDER BUNGEEES OR RUBBER TIGHTENERS ARE SOLD SEPARATELY
PART # 0216
SEE PAGES 110-111 FOR DETAILS



SINGLE MOUNT (1 PR/BAG) DUAL TRIPLE MOUNT (1/2 PR/BAG)

STOCK NUMBER	WT/PR (LBS)	STOCK NUMBER	WT/PR (LBS)	STOCK NUMBER	WT/PR (LBS)	STOCK NUMBER	WT/PR (LBS)	CROSS CHAIN	WIRE SIZE
2114RHD	39	2114HDQC	41	4114RHD	72	4114HDQC	74	6251SL	7 MM
2119RHD	36	2119HDQC	37	4119RHD	64	4119HDQC	68		
2121RHD	36	2121HDQC	37	4121RHD	66	4121HDQC	67		
2128RHD	38	2128HDQC	40	4128RHD	72	4128HDQC	74		
2129RHD	40	2129HDQC	42	-	-	-	-	6253SL	

NORDIC™ STUDDED

- OUR MOST AGGRESSIVE OFF-ROAD CHAIN
- USE ON DIFFICULT TERRAIN FOR LOGGING, OIL FIELDS, HUNTING, ETC
- ALLOY STEEL, STUDDED LINK



SINGLE

DUAL TRIPLE



SPIDER BUNGIES OR RUBBER TIGHTENERS ARE SOLD SEPARATELY
PART # 0216
SEE PAGES 110-111 FOR DETAILS

SINGLE MOUNT (1 PR/BAG) NON-CAM CAM STYLE

DUAL TRIPLE MOUNT (1/2 PR/BAG) NON-CAM CAM STYLE

STOCK NUMBER	WEIGHT PER PAIR (LBS)	STOCK NUMBER	WEIGHT PER PAIR (LBS)	STOCK NUMBER	WEIGHT PER PAIR (LBS)	STOCK NUMBER	WEIGHT PER PAIR (LBS)	CROSS CHAIN	WIRE SIZE
S295	48	S295QC	50	-	-	-	-	6915	7 MM
S296	53	S296QC	55	-	-	-	-		
S298	66	S298QC	70	-	-	-	-	6926	8 MM
S315	44	S315QC	46	S715	78	S715QC	80	6912	7 MM
S320	48	S320QC	50	S720	86	S720QC	88		
S322	52	S322QC	54	S722	90	S722QC	96	6913	

MUD SERVICE

- BUILT OUT OF LARGER MATERIAL THAN STANDARD HIGHWAY SERVICE CHAIN TO TACKLE OFF-ROAD MUD USE
- EXTRA HEAVY HOOKS STAND UP TO INCREASED TORQUE FROM DIGGING THROUGH DEEP MUD
- CARBON STEEL, OVERSIZED ROUND TWIST LINKS



SINGLE

DUAL TRIPLE



SINGLE MOUNT (1 PR/BAG) NON-CAM CAM STYLE

DUAL TRIPLE MOUNT (1/2 PR/BAG) NON-CAM CAM STYLE

STOCK NUMBER	WEIGHT PER PAIR (LBS)	STOCK NUMBER	WEIGHT PER PAIR (LBS)	STOCK NUMBER	WEIGHT PER PAIR (LBS)	STOCK NUMBER	WEIGHT PER PAIR (LBS)	CROSS CHAIN	WIRE SIZE
2433HH	35	-	-	-	-	-	-	6256HH	8 MM
2435HH	41	-	-	-	-	-	-		
2437HH	44	2437HHQC	46	4412HH	78	4412HHQC	86		
2439HH	43	2439HHQC	44	4425HH	86	-	-	6260HH	
2440HH	48	2440HHQC	49	-	-	-	-		
2441HH	71	-	-	4435HH	123	-	-	6434HH	10 MM

WIDE BASE OPTIONS FOR LARGER ALL-TERRAIN TIRES


WIDE BASE HIGHWAY SERVICE

- ENTRY LEVEL ON-ROAD CHAIN
- CARBON STEEL, ROUND TWIST LINKS

⚠ NOT FOR PLOW, FORKLIFT, TOW TRUCK OR OFF-ROAD USE. SEE PAGE 34 FOR THESE APPLICATIONS.

NON-CAM **CAM STYLE** (1 PR/BAG)

STOCK NUMBER	WEIGHT PER PAIR (LBS)	STOCK NUMBER	WEIGHT PER PAIR (LBS)	CROSS CHAIN	WIRE SIZE
3210	26	3210QC	28	6225	5.5 MM
3227	35	3227QC	36	6253	
3228	30	3228QC	32	6259	7 MM
3229	30	3229QC	32		
3231	33	3231QC	34		
3235	43	3235QC	37		



HIGHWAY SERVICE

SPIDER BUNGEE OR RUBBER TIGHTENERS ARE SOLD SEPARATELY
PART # 0216
SEE PAGES 110-111 FOR DETAILS


WIDE BASE V-BAR

- HIGHWAY SERVICE CHAIN WITH "ICE BREAKER" CLEATS WELDED ONTO CROSS LINKS
- V-BAR LINKS GRIP ICE AND PACKED SNOW BETTER THAN REGULAR HIGHWAY SERVICE
- CARBON STEEL

⚠ NOT FOR PLOW, FORKLIFT, OR TOW TRUCK USE. SEE PAGE 34 FOR THESE APPLICATIONS.

NON-CAM **CAM STYLE** (1 PR/BAG)

STOCK NUMBER	WEIGHT PER PAIR (LBS)	STOCK NUMBER	WEIGHT PER PAIR (LBS)	CROSS CHAIN	WIRE SIZE
3810	31	3810QC	31	6825	5.5 MM
3827	37	3827QC	39	6853	
3828	40	3828QC	42	6859	7 MM
3829	40	3829QC	42		
3831	45	3831QC	46		
3835	49	3835QC	50		



V-BAR

WIDE BASE MUD SERVICE

- BUILT OUT OF LARGER MATERIAL THAN OUR STANDARD HIGHWAY SERVICE CHAIN TO TACKLE OFF-ROAD MUD USE APPLICATIONS
- EXTRA HEAVY HOOKS STAND UP TO INCREASED TORQUE FROM DIGGING THROUGH DEEP MUD
- CARBON STEEL, OVERSIZED ROUND TWIST LINKS

NON-CAM **CAM STYLE** (1 PR/BAG)

STOCK NUMBER	WEIGHT PER PAIR (LBS)	STOCK NUMBER	WEIGHT PER PAIR (LBS)	CROSS CHAIN	WIRE SIZE
3410HH	31	3410HHQC	34	6253	7 MM
3427HH	56	-	-	6453HH	
3428HH	58	3428HHQC	60	6434HH	10 MM
3429HH	64	3429HHQC	67		
3431HH	73	3431HHQC	74		
3435HH	76	3435HHQC	80		



MUD SERVICE



COMMERCIAL TRUCK

PLEASE NOTE: This is only a guide. Actual fitments and clearances may vary. Please check prior to use.



Quality Chain Corp. suggests that you check your vehicle owner's manual for information about the use of tire chains.



NOTE: Part numbers that are **BOLD ITALIC** meet and/or exceed S.A.E. Class "S" Clearance requirements.



* Most tire chains are available in CAM and NON-CAM versions.

TIRE SIZE	EASYSOX	VOLT TRUCK	KING COBRA	HIGHWAY SINGLE	HWY DUAL TRIPLES	V-BAR SINGLE	LT. WEIGHT ALLOY SINGLE	LMC ALLOY SINGLE	SQUARELINK SINGLE	MUD SERVICE	NORDIC STUDDER
	ES	QV800	2300 3300	2200QC 3200QC	4200QC	2800QC	2200CAML 3200CAML-7	2200LMC 3200LMC	2100SLC 3100SLC	2400HH 3400HH	S300
	Page 40	Page 43	Page 42	Pgs. 44 & 50	Page 44	Page 44	Pgs. 45 & 50	Pgs. 45 & 50	Pgs. 46 & 51	Pgs. 47 & 50	Page 52
8.25-15	-	QV835	-	2228QC	4228QC	2828QC	-	2228LMC	2128SLC	-	-
9.00-15	-	QV837	-	2237QC	4237QC	2837QC	-	2237LMC	2137SLC	-	S322
10.00-15	-	QV853	-	-	-	-	-	-	-	-	-
9.5-17.5	ES195	QV837	-	-	-	-	-	-	-	-	-
10-17.5	-	QV841	-	2228QC	4228QC	2828QC	-	2228LMC	2128SLC	-	-
15-19.5	-	-	-	3265QC	-	-	-	3265LMC	3165SLC	-	S355HD
16.5-19.5	-	-	3355	3255QC	-	3855QC	3255CAML-7	3255LMC	3155SLC	3455HH	-
18-19.5	-	-	-	3257QC	-	-	-	3257LMC	3157SLC	-	-
7.00-20	-	QV583	1663	2233QC	4233QC	2833QC	-	2233LMC	2133SLC	-	S322
7.50-20	ES199	-	-	2237QC	4237QC	2837QC	-	2237LMC	2137SLC	2441HH	S322
8.25-20	ES205	QV859	2339	2239QC	4239QC	2839QC	-	2239LMC	2139SLC	2441HH	S332
9.00-20	ES205	QV869	2341	2241QC	4241QC	2841QC	-	2241LMC	2141SLC	2445HH	S342
10.00/90-20	-	QV877	-	2245QC	4245QC	2845QC	2245CAML	2245LMC	2145SLC	-	-
10.00-20	ES245	QV887	2345	2245QC	4245QC	2845QC	2245CAML	2245LMC	2145SLC	2448HH	S343HD
11.00-20	ES245	QV887	2351	2251QC	4251QC	2851QC	-	2251LMC	2151SLC	2452HH	S355HD
12.00-20	-	QV896	-	3261QC	-	3861QC	-	3261LMC	3161SLC	3461HH	-
13/80-20	-	-	2345	2255QC	4255QC	2855QC	-	2255LMC	2155SLC	2448HH	-
14/80-20	-	QV892	-	2257QC	4257QC	2857QC	-	2257LMC	2157SLC	3455HH	-
38/18.00-20	-	QV897	3369	-	-	-	-	-	-	3469HH	-
10.00-22	-	QV887	2349	2249QC	4249QC	2849QC	2249CAML	2249LMC	2149SLC	2452HH	S344HD
11.00-22	ES245	QV891	-	2255QC	4255QC	2855QC	-	2255LMC	2155SLC	2452HH	S355HD
7-22.5	-	QV751	1663	2233QC	4233QC	2833QC	-	2233LMC	2133SLC	2439HH	S320
8-22.5	-	-	-	2237QC	4237QC	2837QC	-	2237LMC	2137SLC	-	S322
9-22.5	ES205	QV859	2339	2239QC	4239QC	2839QC	-	2239LMC	2139SLC	2441HH	S332
10-22.5	ES205	QV869	2341	2241QC	4241QC	2841QC	-	2241LMC	2141SLC	2445HH	S343HD
11-22.5	ES225	QV881	2345	2245QC	4245QC	2845QC	2245CAML	2245LMC	2145SLC	2448HH	S343HD
12-22.5	ES245	QV887	2351	2251QC	4251QC	2851QC	-	2251LMC	2151SLC	2452HH	S355HD
12.5-22.5	-	QV887	2351	2255QC	4255QC	2855QC	-	2255LMC	2155SLC	2452HH	S355HD
15-22.5	-	-	-	3255QC	-	3855QC	3255CAML-7	3255LMC	3155SLC	3455HH	-
16.5-22.5	-	QV896	3371	3271QC	-	3871QC	-	3271LMC	3171SLC	3471HH	-
18-22.5	-	QV818	-	3261QC	-	3861QC	-	3261LMC	3161SLC	3461HH	-
11.00-24	-	QV891	-	2253QC	4253QC	2853QC	-	2253LMC	2153SLC	2470HH	S355HD
12.00-24	-	QV899	-	2257QC	4257QC	2857QC	-	2257LMC	2157SLC	-	S379HD
11-24.5	ES245	QV887	2349	2249QC	4249QC	2849QC	2249CAML	2249LMC	2149SLC	2452HH	S344HD
12-24.5	-	-	-	2255QC	4255QC	2855QC	-	2255LMC	2155SLC	2486HH	-
325/80-16	-	QV859	-	3251QC	-	-	-	-	3151SLC	-	-
305/85-16	-	QV853	-	-	-	-	-	-	-	-	-
325/75-17	-	QV853	-	2226QC	4226QC	2826QC	-	-	2126SLC	-	-
295/75-17.5	-	QV859	-	2226QC	4226QC	2826QC	-	-	2126SLC	-	-
375/60-18	-	QV853	-	-	-	-	-	-	-	-	-
445/65-19.5	-	QV896	3371	3271QC	-	3871QC	-	3271LMC	3171SLC	3471HH	S382HD
245/70-19.5	ES188	QV835	1675	2228QC	4228QC	2828QC	-	2228LMC	2128SLC	2439HH	S322
255/70-19.5	-	QV835	-	2228QC	4228QC	2828QC	-	2228LMC	2128SLC	-	-
265/70-19.5	ES195	QV837	-	2237QC	4237QC	2837QC	-	2237LMC	2137SLC	-	S332
275/70-19.5	ES195	QV837	-	2237QC	4237QC	2837QC	-	2237LMC	2137SLC	-	-
285/70-19.5	ES195	QV853	-	2246QC	4246QC	2846QC	-	2246LMC	2146SLC	-	S342
295/70-19.5	-	QV853	-	-	-	-	-	-	-	-	-
305/70-19.5	ES199	-	-	2239QC	4239QC	2839QC	-	2239LMC	2139SLC	-	S343HD
265/75-19.5	-	QV837	-	2237QC	4237QC	2837QC	-	2237LMC	2137SLC	-	-
285/65-20	-	QV859	1681	2226QC	4226QC	2826QC	-	-	2126SLC	3431HH	-
400/70-20	-	QV892	3355	3255QC	-	3855QC	3255CAML-7	3255LMC	3155SLC	3455HH	-

TRUCK



MORE CHAIN STYLES & FITMENTS AVAILABLE ON OUR WEBSITE: WWW.QUALITYCHAINCORP.COM

EMAIL: INFO@QUALITYCHAINCORP.COM OR CALL US DIRECT: (503) 614-9664 / CA & NV CUSTOMERS CALL: (916) 409-0408

NOTE: We can custom build most chains if a size or part number is not listed in this fitment chart. Call or visit www.qualitychaincorp.com for more info.



Quality Chain Corp. suggests that you check your vehicle owner's manual for information about the use of tire chains.




NOTE: Part numbers that are **BOLD ITALIC** meet and/or exceed S.A.E. Class "S" Clearance requirements.



* Most tire chains are available in CAM and NON-CAM versions.

TIRE SIZE	EASYSOX <i>ES</i>	VOLT TRUCK <i>QV800</i>	KING COBRA <i>2300 3300</i>	HIGHWAY SINGLE <i>2200QC 3200QC</i>	HWY DUAL TRIPLES <i>4200QC</i>	V-BAR SINGLE <i>2800QC</i>	LT. WEIGHT ALLOY SINGLE <i>2200CAML 3200CAML-7</i>	LMC ALLOY SINGLE <i>2200LMC 3200LMC</i>	SQUARELINK SINGLE <i>2100SLC 3100SLC</i>	MUD SERVICE <i>2400HH 3400HH</i>	NORDIC STUDDED <i>S300</i>
	Page 40	Page 43	Page 42	Pgs. 44 & 50	Page 44	Page 44	Pgs. 45 & 50	Pgs. 45 & 50	Pgs. 46 & 51	Pgs. 47 & 50	Page 52
335/80-20	-	-	-	3253QC	-	-	-	-	3153SLC	-	-
365/80-20	-	QV892	-	3255QC	-	3855QC	3255CAML-7	3255LMC	3155SLC	3455HH	-
395/85-20	-	-	-	3261QC	-	3861QC	-	3261LMC	3161SLC	3461HH	-
315/60-22	-	QV865	-	-	-	-	-	-	-	-	-
445/50-22.5	ES445	QV897	3369	3269QC	-	3869QC	3269CAML-7	3269LMC	3169SLC	3469HH	S372HD
455/50-22.5	ES455	QV897	3369	3269QC	-	3869QC	3269CAML-7	3269LMC	3169SLC	3469HH	-
425/55-22.5	-	QV896	3371	3271QC	-	3871QC	-	3271LMC	3171SLC	3471HH	S377HD
445/55-22.5	-	QV897	3369	3269QC	-	3869QC	3269CAML-7	3269LMC	3169SLC	3469HH	S377HD
455/55-22.5	ES455	QV899	3371	3271QC	-	3871QC	-	3271LMC	3171SLC	3471HH	S377HD
295/60-22.5	-	QV859	-	3231QC	-	3831QC	-	3231LMC	3131SLC	-	-
285/65-22.5	-	QV869	-	2239QC	4239QC	2839QC	-	2239LMC	2139SLC	-	-
385/65-22.5	ES385	QV892	3355	3255QC	-	3855QC	3255CAML-7	3255LMC	3155SLC	3455HH	S372HD
425/65-22.5	ES425	QV896	3371	3271QC	-	3871QC	-	3271LMC	3171SLC	3471HH	S377HD
445/65-22.5	-	QV818	-	3261QC	-	3861QC	-	3261LMC	3161SLC	3461HH	S382HD
225/70-22.5	-	QV583	1669	2233QC	4233QC	2833QC	-	2233LMC	2133SLC	-	S332
245/70-22.5	-	QV853	-	2239QC	4239QC	2839QC	-	2239LMC	2139SLC	2441HH	S332
255/70-22.5	ES199	QV859	2339	2239QC	4239QC	2839QC	-	2239LMC	2139SLC	2441HH	S332
275/70-22.5	ES199	QV869	-	2241QC	4241QC	2841QC	-	2241LMC	2141SLC	2445HH	S342
295/70-22.5	ES205	QV877	2343	2247QC	4247QC	2847QC	2247CAML	2247LMC	2147SLC	-	-
305/70-22.5	ES205	QV881	2345	2247QC	4247QC	2847QC	2247CAML	2247LMC	2147SLC	2448HH	-
315/70-22.5	ES205	QV881	2345	-	-	-	-	-	-	-	-
365/70-22.5	-	QV892	3355	3255QC	-	3855QC	3255CAML-7	3255LMC	3155SLC	3455HH	S355HD
425/70-22.5	-	-	3371	3271QC	-	3871QC	-	3271LMC	3171SLC	3471HH	-
235/75-22.5	-	-	-	2239QC	4239QC	2839QC	-	2239LMC	2139SLC	-	S332
245/75-22.5	ES199	QV859	-	2241QC	4241QC	2841QC	-	2241LMC	2141SLC	2441HH	S332
255/75-22.5	-	QV859	2339	2241QC	4241QC	2841QC	-	2241LMC	2141SLC	-	-
265/75-22.5	ES205	QV865	-	2241QC	4241QC	2841QC	-	2241LMC	2141SLC	2445HH	S342
275/75-22.5	-	QV877	2343	2247QC	4247QC	2847QC	2247CAML	2247LMC	2147SLC	2448HH	-
285/75-22.5	ES205	QV877	2343	2247QC	4247QC	2847QC	2247CAML	2247LMC	2147SLC	2448HH	S343HD
295/75-22.5	ES205	QV877	2343	2247QC	4247QC	2847QC	2247CAML	2247LMC	2147SLC	2448HH	S343HD
235/80-22.5	ES199	QV859	2339	2239QC	4239QC	2839QC	-	2239LMC	2139SLC	2441HH	S332
245/80-22.5	-	QV859	2339	2239QC	4239QC	2839QC	-	2239LMC	2139SLC	-	-
255/80-22.5	ES205	QV865	-	2241QC	4241QC	2841QC	-	2241LMC	2141SLC	2441HH	S342
275/80-22.5	ES205	QV881	2343	2245QC	4245QC	2845QC	2245CAML	2245LMC	2145SLC	2445HH	S343HD
285/80-22.5	ES225	QV881	2351	2251QC	4251QC	2851QC	-	2251LMC	2151SLC	-	-
295/80-22.5	ES225	QV881	2351	2251QC	4251QC	2851QC	-	2251LMC	2151SLC	2448HH	S355HD
305/80-22.5	-	QV881	2347	2251QC	4251QC	2851QC	-	2251LMC	2151SLC	2452HH	-
315/80-22.5	ES245	QV887	2349	2255QC	4255QC	2855QC	-	2255LMC	2155SLC	2486HH	S355HD
365/80-22.5	-	-	3355	3255QC	-	3855QC	3255CAML-7	3255LMC	3155SLC	3455HH	S355HD
275/85-22.5	-	-	-	2247QC	4247QC	2847QC	2247CAML	2247LMC	2147SLC	-	S343HD
305/85-22.5	-	QV887	-	2255QC	4255QC	2855QC	-	2255LMC	2155SLC	2486HH	S344HD
320/75-24	-	QV887	2351	2251QC	4251QC	2851QC	-	2251LMC	2151SLC	2452HH	-
285/70-24.5	-	QV877	2343	2245QC	4245QC	2845QC	2245CAML	2245LMC	2145SLC	-	-
285/75-24.5	ES245	QV881	2347	2249QC	4249QC	2849QC	2249CAML	2249LMC	2149SLC	2452HH	S344HD
295/75-24.5	ES245	-	-	2249QC	4249QC	2849QC	2249CAML	2249LMC	2149SLC	2452HH	S344HD
305/75-24.5	-	QV887	-	2255QC	4255QC	2855QC	-	2255LMC	2155SLC	2452HH	S344HD
315/75-24.5	-	-	3355	2255QC	4255QC	2855QC	-	2255LMC	2155SLC	2452HH	S355HD
275/80-24.5	ES225	QV877	2347	2247QC	4247QC	2847QC	2247CAML	2247LMC	2147SLC	2452HH	S344HD
285/80-24.5	-	QV881	2351	2249QC	4249QC	2849QC	2249CAML	2249LMC	2149SLC	2452HH	S344HD



Quick and Easy to Install

SCAN CODE
FOR INSTALLATION VIDEO



EASYSOX

COMMERCIAL TRUCK

THE TRUE ALTERNATIVE TO TRADITIONAL TRACTION

LIGHT WEIGHT: EASIER TO HANDLE AND STORE!
LESS BULKY: CAN BE APPLIED TO VEHICLES WITH EXTREMELY LOW CLEARANCE!

LOWER RISK: OF VEHICLE DAMAGE, NO METAL OR PLASTIC COMPONENTS THAT CAN STRIKE VEHICLE OR SCUFF WHEELS!

APPROVED FOR
USE IN:

ÖNORM
EN 1662-1:2020



EASY AS...



ZT
Dipl.-Ing. Dr. Moschik ZT GmbH
Accreditation body #288
Device tested and certified according
EN 16662-1
Reg.Nr: 288-20637



EASYSOX are an environmentally friendly traction alternative. No steelmaking or zinc plating involved in the manufacturing process.

DISCLAIMER:
EASYSOX ARE GUARANTEED FOR WORKMANSHIP AND MATERIAL ONLY.
THE CONSUMER ACCEPTS ALL LIABILITY IN USE OF THIS PRODUCT. ALL SALES ARE FINAL.

For more info please visit our website:
WWW.EASYSOX.COM

EASY INSTALLATION:

INSTALL EASYSOX IN A SAFE PLACE AWAY FROM TRAFFIC. AFTER BRINGING VEHICLE TO A COMPLETE STOP, PUT VEHICLE IN PARK, TURN OFF ENGINE AND ENGAGE PARKING BRAKE.



1

LAY EASYSOX OVER THE DRIVE AXLE TIRES. STARTING FROM THE TOP OF THE TIRE, WORK THE EASYSOX OVER THE TREADFACE AND WRAP OVER THE INNER SIDEWALL OF THE TIRE, WORKING YOUR WAY DOWN TOWARD THE ROAD SURFACE.



2

PULL VEHICLE FORWARD (ABOUT A HALF REVOLUTION OF TIRE) UNTIL THE TIRE IS RESTING ON THE TOP OF THE MOUNTED SECTION OF THE EASYSOX. CONTINUE TO PULL THE FABRIC OVER THE INNER SIDEWALL UNTIL IT IS EVENLY DISTRIBUTED AROUND THE ENTIRE TIRE.

IT'S JUST THAT EASY!



3

COMMERCIAL TRUCK

EASYSOX TIPS:

- ACCELERATE SLOWLY.
- DO NOT BRAKE HARD.
- DO NOT SPIN TIRES WHILE EASYSOX ARE MOUNTED AS IT MAY DAMAGE THE FABRIC.
- MAKE SURE EASYSOX ARE TEST FITTED BEFORE FIRST USE.
- EASYSOX ARE RECOMMENDED FOR SHORT DISTANCE DRIVING ONLY.
- CHECK EASYSOX PERIODICALLY FOR WEAR AND PROPER PLACEMENT.
- FOR SAFER OPERATION, EASYSOX CAN BE INSTALLED ON ALL WHEEL POSITIONS OF VEHICLE.
- DO NOT PARK FOR EXTENDED PERIODS WITH EASYSOX MOUNTED AS THEY MAY FREEZE TO THE ROAD.
- AFTER EACH USE LAY EASYSOX OUT TO DRY BEFORE RETURNING TO BAG FOR STORAGE.
- WHEN THE FABRIC ON THE TREAD FACE IS MORE THAN 50% WORN, REMOVE AND DISCARD IN A PROPER RECEPTACLE.

COMMERCIAL TRUCK FITMENT CHART

TIRE SIZE	EASYSOX NUMBER
245/70-19.5	ES188
285/70-19.5; 265/70-19.5; 275/70-19.5 9.5-17.5	ES195
255/70-22.5; 7.50-20; 305/70-19.5 275/70-22.5; 245/75-22.5; 235/80-22.5	ES199
295/70-22.5; 295/75-22.5; 8.25-20 9.00-20; 9-22.5; 10-22.5; 305/70-22.5 315/70-22.5; 265/75-22.5; 285/75-22.5 255/80-22.5; 275/80-22.5	ES205
11-22.5; 285/80-22.5; 295/80-22.5 275/80-24.5	ES225
11-24.5; 315/80-22.5; 12-22.5 10.00-20; 11.00-20; 285/75-24.5 295/75-24.5	ES245
385/65-22.5	ES385
425/65-22.5	ES425
445/50-22.5	ES445
455/50-22.5; 455/55-22.5	ES455

PLEASE NOTE: This is a guide only. Actual fitments and clearances may vary. Please check prior to use.

- ⚠ CHECK YOUR VEHICLE OWNER'S MANUAL BEFORE USING EASYSOX TO CONFIRM CLEARANCE FOR TRACTION DEVICES. FOLLOW ALL VEHICLE GUIDELINES.
- ⚠ EASYSOX ARE ONLY INTENDED FOR USE ON SNOW OR ICE COVERED SURFACES; NOT ON WET OR DRY PAVEMENT. REMOVE EASYSOX WHEN THE ROAD SURFACE IS CLEAR.
- ⚠ REFER TO THE FITMENT CHART TO CONFIRM THE EASYSOX IS THE CORRECT SIZE FOR THE TIRE YOU ARE APPLYING IT TO. PRIOR TO USE, PRE-FIT EASYSOX TO VEHICLE TIRE TO VERIFY CORRECT FITMENT.

Quick and Easy to Install

EASYSOX

WWW.EASYSOX.COM



EASYSOX TRUCK

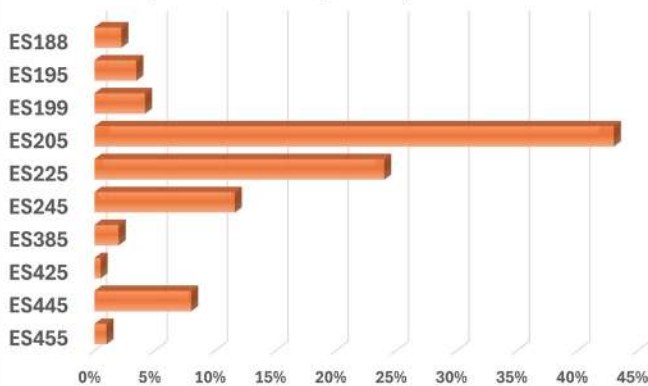
EasySox provide great traction on snow and ice!
 Advanced technology fabric traction device.
 (See instructions and disclaimers on previous page)



EASYSOX NUMBER	WEIGHT PER PAIR (LBS)
ES188	3.7
ES195	3.8
ES199	5
ES205	4.9
ES225	5
ES245	4.5
ES385	5
ES425	5
ES445	5.2
ES455	5



EasySox Truck Popularity Chart



STANDARD PACKAGING
 Packed 1 Pair Per Bag
 4 Pair Per Master Carton

APPROVED FOR
 USE IN



TRUCK



EMERGENCY STRAP-ON TRUCK CHAIN

- USE ONLY TO GET VEHICLE UNSTUCK FROM PARKING LOT, DOCK OR SIDE STREET. REMOVE AS SOON AS VEHICLE IS FREE.
- EASY ON AND OFF INSTALLATION
- MUST USE WHEELS WITH HOLES OR SLOTS FOR PROPER MOUNTING/USE



EMERGENCY TRUCK CHAIN WITH LINK FASTENER

STOCK NUMBER	APPLICATION	NO. OF CROSS CHAINS	STANDARD PACKAGING	WEIGHT PER PAIR (LBS)	PICTURE NUMBER
AEMC1399	19.5 - 24.5	1	1 Pair	6	1
AEMC1013				13	2
AEMC1013V				14	3
AEMC445	Super Single	2		15	2
AEMC445V				17	3

EMERGENCY TRUCK CHAIN WITH WEB FASTENER

STOCK NUMBER	APPLICATION	NO. OF CROSS CHAINS	STANDARD PACKAGING	WEIGHT PER PAIR (LBS)	PICTURE NUMBER
AEMC1013S	19.5 - 24.5	2	1 Pair	11	4
AEMC445S	Super Single			13	



STANDARD PACKAGING
1 PAIR PER BOX/BAG

UNIVERSAL CHAIN HANGER

STOCK NUMBER	APPLICATION	STANDARD PACKAGING	WEIGHT PER PKG (LBS)
CH-1	Universal Chain Hanger (with Hinged Lid)	1 Per Box	31
CH-1LID	Replacement Lid for Chain Hanger		8



KING COBRA™ CABLE

- ECONOMY HIGHWAY SERVICE CABLE CHAIN
- MANGANESE ALLOY SPRING ROLLERS WEAR EVENLY
- DESIGNED TO REDUCE WEAR ON SIDEWALL OF TIRES
- LIGHT WEIGHT AND LOW PROFILE



SPIDER BUNGEEES OR RUBBER TIGHTENERS ARE SOLD SEPARATELY
PART # 0218
 SEE PAGES 110-111 FOR DETAILS

SINGLE

STOCK NUMBER	WEIGHT PER PAIR (LBS)	CROSS CHAIN	CROSS CHAIN WIDTH (INCHES)	OVERALL LENGTH (INCHES)
2339	20	8611	14.89"	88.5"
2341	21		14.89"	88.5"
2343	22	8615	15.94"	94"
2345	21	8619	16.88"	
2347	22	8623	17.44"	100.5"
2349	23		17.44"	
2351	23	8627	18"	103.6"



SINGLE

DUAL TRIPLE

STOCK NUMBER	WEIGHT PER PAIR (LBS)	CROSS CHAIN	CROSS CHAIN WIDTH (INCHES)	OVERALL LENGTH (INCHES)
4339	33	8611	14.89"	88.5"
4341	35		14.89"	88.5"
4343	37	8615	15.94"	94"
4345	38	8619	16.88"	
4347	39	8623	17.44"	100.5"
4349	40		17.44"	



DUAL TRIPLE

WIDE BASE

STOCK NUMBER	WEIGHT PER PAIR (LBS)	CROSS CHAIN	CROSS CHAIN WIDTH (INCHES)	OVERALL LENGTH (INCHES)
3355	28	8635	21"	98"
3369	30	8639	24"	92.5"
3371	30	8637	23"	99"



WIDE BASE



FASTENER

STANDARD PACKAGING

- Singles Packed In Pairs
- Dual Triples Packed In 1/2 Pairs (Bags Optional)



MORE CHAIN STYLES & FITMENTS AVAILABLE ON OUR WEBSITE: WWW.QUALITYCHAINCORP.COM

EMAIL: INFO@QUALITYCHAINCORP.COM OR CALL US DIRECT: (503) 614-9664 / CA & NV CUSTOMERS CALL: (916) 409-0408

VOLT TRUCK

PREMIUM COMMERCIAL TRUCK

- MANGANESE ALLOY ROLLERS PROVIDE EVEN WEAR, LONGEVITY AND REDUCED ROAD VIBRATION
- SPLIT CABLE DESIGN OFFERS FAST, EASY INSTALLATION WITHOUT HAVING TO MOVE THE VEHICLE OR STOP TO RE-ADJUST
- BETTER TIRE-TO-ROAD CONTACT THAN TRADITIONAL LINK CHAINS
- LIGHTER WEIGHT OPTION THAN STANDARD LINK CHAINS

RUBBER TIGHTENERS AND BUNGEE INSTALLATION TOOL INCLUDED

SINGLE

STOCK NUMBER	WEIGHT PER PAIR (LBS)	CROSS CHAIN	BUNGEE
QV835	34	QV8259	QV1882
QV837	35	QV8261	
QV841	35		
QV853	36	QV8263	
QV859	36		
QV865	36		
QV869	36	QV8265	
QV877	38		
QV881	37	QV8263	
QV887*	39	QV8265	

* QV887 INCLUDES QV8-EXT EXTENSIONS TO FIT 315/80-22.5



SINGLE



STANDARD PACKAGING
(Packed 1 Pair Per Cardboard Box)

WIDE BASE

STOCK NUMBER	WEIGHT PER PAIR (LBS)	CROSS CHAIN	BUNGEE
QV891	40	QV8267	QV1882
QV892	40		
QV896	47	QV8275	QV1870
QV897	43	QV8269	
QV899	44	QV8277	QV1874
QV818	45	QV8265	



WIDE BASE



QV1897

Bungee Installation Tool




QV1893

Repair Pliers
(see page 107)



QV8-EXT

Volt Extensions included with QV887
(otherwise sold separately)



HIGHWAY SERVICE

- ENTRY LEVEL ON-ROAD CHAIN
- CARBON STEEL, ROUND TWIST LINKS
- **NEW** - 7 MM QC NOW MADE WITH LIGHTWEIGHT ALLOY SIDE CHAIN AND HOOKS



STANDARD BAG



SINGLE

DUAL TRIPLE

! NOT FOR PLOW, FORKLIFT, TOW TRUCK, FIRE TRUCK OR OFF-ROAD USE. SEE PAGE 47 FOR THESE APPLICATIONS.

SINGLE MOUNT (1 PR/BAG) NON-CAM CAM STYLE

DUAL TRIPLE MOUNT (1/2 PR/BAG) NON-CAM CAM STYLE

STOCK NUMBER	WEIGHT PER PAIR (LBS)	STOCK NUMBER	WEIGHT PER PAIR (LBS)	STOCK NUMBER	WEIGHT PER PAIR (LBS)	STOCK NUMBER	WEIGHT PER PAIR (LBS)	CROSS CHAIN	WIRE SIZE
2237	41	2237QC	33	4237	75	4237QC	75	6251	7 MM
2239	43	2239QC	35	4239	76	4239QC	64		
2241	46	2241QC	38	4241	86	4241QC	87		
2245	49	2245QC	40	4245	94	4245QC	72		
2247	44	2247QC	39	4247	88	4247QC	73	6253	8 MM
2249	50	2249QC	41	4249	91	4249QC	76		
2251	66	2251QC	68	4251	116	4251QC	120	6260	8 MM
2255	67	2255QC	70	4255	127	4255QC	128	6263	
2257	78	2257QC	79	4257	138	4257QC	142	6263	

V-BAR

- HIGHWAY SERVICE CHAIN WITH "ICE BREAKER" CLEATS WELDED ONTO CROSS LINKS
- V-BAR LINKS GRIP ICE AND PACKED SNOW BETTER THAN REGULAR HIGHWAY SERVICE
- CARBON STEEL



SINGLE

DUAL TRIPLE



SPIDER BUNGEEES OR RUBBER TIGHTENERS ARE SOLD SEPARATELY
PART # 0218
SEE PAGES 110-111 FOR DETAILS



STANDARD BAG

! NOT FOR PLOW, FORKLIFT, TOW TRUCK OR FIRE TRUCK USE. SEE PAGE 47 FOR THESE APPLICATIONS.

SINGLE MOUNT (1 PR/BAG) NON-CAM CAM STYLE

DUAL TRIPLE MOUNT (1/2 PR/BAG) NON-CAM CAM STYLE

STOCK NUMBER	WEIGHT PER PAIR (LBS)	STOCK NUMBER	WEIGHT PER PAIR (LBS)	STOCK NUMBER	WEIGHT PER PAIR (LBS)	STOCK NUMBER	WEIGHT PER PAIR (LBS)	CROSS CHAIN	WIRE SIZE
2837	42	2837QC	44	4837	76	4837QC	80	6822	7 MM
2839	44	2839QC	49	4839	85	4839QC	88		
2841	51	2841QC	51	4841	91	4841QC	93		
2845	52	2845QC	54	4845	94	4845QC	97		
2847	52	2847QC	54	4847	96	4847QC	98	6853	8 MM
2849	55	2849QC	57	4849	100	4849QC	102		
2851	71	2851QC	72	4851	131	4851QC	133	6860	8 MM
2855	74	2855QC	75	4855	136	4855QC	140	6863	
2857	86	2857QC	87	4857	150	4857QC	152	6863	

LIGHT WEIGHT ALLOY

- LESS WEIGHT THAN STANDARD HIGHWAY SERVICE MAKES INSTALLATION EASIER FOR DRIVERS
- CAN RUN 2-3 TIMES LONGER THAN CARBON CHAIN
- PERFECT FOR ON-ROAD FLEETS
- 5.9 MM ALL ALLOY CONSTRUCTION

SPIDER BUNGIES OR RUBBER TIGHTENERS ARE SOLD SEPARATELY
PART # 0218
 SEE PAGES 110-111 FOR DETAILS



SINGLE

DUAL TRIPLE

! NOT FOR PLOW, FORKLIFT, TOW TRUCK, FIRE TRUCK OR OFF-ROAD USE. SEE PAGE 47 FOR THESE APPLICATIONS.

SINGLE CAM STYLE (1 PR/BAG)

DUAL TRIPLE CAM STYLE (1/2 PR/BAG)

STOCK NUMBER	WEIGHT PER PAIR (LBS)	STOCK NUMBER	WEIGHT PER PAIR (LBS)	CROSS CHAIN	WIRE SIZE
2245CAML	38	4245CAML	71	6251CL	5.9 MM
2247CAML	36	4247CAML	68	6253CL	
2249CAML	39	4249CAML	76		



STANDARD BAG

LONG MILEAGE ALLOY

- IMPROVED QUALITY AND LONGEVITY OVER STANDARD HIGHWAY SERVICE CHAIN
- ALLOY STEEL, ROUND TWIST LINKS
- CAN RUN 3-4 TIMES LONGER THAN CARBON CHAIN
- GREAT OPTION FOR FLEETS MAKING MULTIPLE RUNS OVER SNOW-PACKED PASSES THAT REQUIRE CHAIN USE



SINGLE

DUAL TRIPLE

! NOT FOR PLOW, FORKLIFT, TOW TRUCK, FIRE TRUCK OR OFF-ROAD USE. SEE PAGE 47 FOR THESE APPLICATIONS.

SINGLE CAM STYLE (1 PR/BAG)

DUAL TRIPLE CAM STYLE (1/2 PR/BAG)

STOCK NUMBER	WEIGHT PER PAIR (LBS)	STOCK NUMBER	WEIGHT PER PAIR (LBS)	CROSS CHAIN	WIRE SIZE
2239LMC	45	4239LMC	88	6251LM	7 MM
2241LMC	48	4241LMC	89		
2245LMC	51	4245LMC	90		
2247LMC	49	4247LMC	87		
2249LMC	53	4249LMC	97	6253LM	8 MM
2251LMC	66	4251LMC	123	6260LM	
2255LMC	73	4255LMC	126	6263LM	



STANDARD BAG

SQUARE LINK

• FOR HIGHWAY AND LIGHT OFF-ROAD USE

UPGRADES OVER HIGHWAY SERVICE CHAIN:

- Made from alloy steel, which is a stronger, longer lasting material than carbon steel.
- Square rod material gives each link edges for more aggressive bite and grip.



STANDARD BAG



SINGLE



DUAL TRIPLE

SINGLE NON-CAM
(1 PR/BAG)

SINGLE CAM STYLE
(1 PR/BAG)

DUAL TRIPLE NON-CAM
(1/2 PR/BAG)

DUAL TRIPLE CAM STYLE
(1/2 PR/BAG)

SPIDER BUNGIES OR RUBBER TIGHTENERS ARE SOLD SEPARATELY
PART # 0218
SEE PAGES 110-111 FOR DETAILS

STOCK NUMBER	WEIGHT PER PAIR (LBS)	STOCK NUMBER	WEIGHT PER PAIR (LBS)	STOCK NUMBER	WEIGHT PER PAIR (LBS)	STOCK NUMBER	WEIGHT PER PAIR (LBS)	CROSS CHAIN	WIRE SIZE
2137SL	43	2137SLC	45	4137SL	78	4137SLC	80	6251SL	7 MM
2139SL	45	2139SLC	47	4139SL	84	4139SLC	86		
2141SL	54	2141SLC	57	-	-	4141SLC	91		
2145SL	51	2145SLC	53	4145SL	92	4145SLC	98		
2147SL	53	2147SLC	55	4147SL	98	4147SLC	100		
2149SL	56	2149SLC	59	4149SL	106	4149SLC	108	6253SL	8 MM
2151SL	68	2151SLC	71	4151SL	127	4151SLC	129	6260SL	
2155SL	75	2155SLC	77	4155SL	136	4155SLC	138	6263SL	

TWISTED SQUARE LINK

- FOR HIGHWAY AND LIGHT OFF-ROAD USE
- TWISTED SQUARE LAYS LOWER ON THE TREAD OF THE TIRE RESULTING IN A SMOOTHER RIDE

UPGRADES OVER HIGHWAY SERVICE CHAIN:

- Made from alloy steel, which is a stronger, longer lasting material than carbon steel.
- Twisted square rod material gives each link edges for more aggressive bite and grip.



SINGLE



DUAL TRIPLE

SINGLE CAM STYLE
(1 PR/BAG)

DUAL TRIPLE CAM STYLE
(1/2 PR/BAG)

STOCK NUMBER	WEIGHT PER PAIR (LBS)	STOCK NUMBER	WEIGHT PER PAIR (LBS)	CROSS CHAIN	WIRE SIZE
2137SLCTWIST	45	4137SLCTWIST	82	6251SL TWIST	7 MM
2139SLCTWIST	48	4139SLCTWIST	88		
2141SLCTWIST	51	4141SLCTWIST	93		
2145SLCTWIST	55	4145SLCTWIST	100		
2147SLCTWIST	53	4147SLCTWIST	98		
2149SLCTWIST	58	4149SLCTWIST	106	6253SL TWIST	8 MM
2151SLCTWIST	72	4151SLCTWIST	130	6260SL TWIST	
2155SLCTWIST	76	4155SLCTWIST	139	6263SL TWIST	



STANDARD BAG

TRUCK

HEAVY DUTY SQUARE LINK & HD TWISTED SQUARE LINK

- FOR HEAVY DUTY ON/OFF-ROAD APPLICATIONS SUCH AS PLOW, UTILITY AND TOW TRUCK USE
- RHD & RHDTWIST = NON-CAM STYLE
- HDQC & HDQCTWIST = **CAM STYLE**
- 8 MM CROSS CHAIN



SINGLE HDQC PICTURED

DUAL TRIPLE HDQCTWIST PICTURED

HEAVY DUTY CAM STYLE

SINGLE (1 PR/BAG)
HDQC TYPE

DUAL TRIPLE (1/2 PR/BAG)
HDQC TYPE

SINGLE (1 PR/BAG)
HDQCTWIST TYPE

DUAL TRIPLE (1/2 PR/BAG)
HDQCTWIST TYPE

STOCK NUMBER	WEIGHT PER PAIR (LBS)	STOCK NUMBER	WEIGHT PER PAIR (LBS)	CROSS CHAIN	STOCK NUMBER	WEIGHT PER PAIR (LBS)	STOCK NUMBER	WEIGHT PER PAIR (LBS)	CROSS CHAIN
2141HDQC	66	4141HDQC	119	6260SL	2141HDQCTWIST	66	4141HDQCTWIST	121	6260SL TWIST
2145HDQC	71	4145HDQC	129		2145HDQCTWIST	73	4145HDQCTWIST	131	
2147HDQC	72	4147HDQC	130	6263SL	2147HDQCTWIST	70	4147HDQCTWIST	131	6263SL TWIST
2150HDQC	76	4150HDQC	140		2150HDQCTWIST	77	4150HDQCTWIST	140	

HEAVY DUTY NON-CAM STYLE

SINGLE (1 PR/BAG)
RHD TYPE

DUAL TRIPLE (1/2 PR/BAG)
RHD TYPE

SINGLE (1 PR/BAG)
RHDTWIST TYPE

DUAL TRIPLE (1/2 PR/BAG)
RHDTWIST TYPE

STOCK NUMBER	WEIGHT PER PAIR (LBS)	STOCK NUMBER	WEIGHT PER PAIR (LBS)	CROSS CHAIN	STOCK NUMBER	WEIGHT PER PAIR (LBS)	STOCK NUMBER	WEIGHT PER PAIR (LBS)	CROSS CHAIN
2141RHD	63	4141RHD	114	6260SL	2141RHDTWIST	67	4141RHDTWIST	116	6260SL TWIST
2145RHD	68	4145RHD	122		2145RHDTWIST	71	4145RHDTWIST	126	
2147RHD	69	4147RHD	126	6263SL	-	-	-	-	6263SL TWIST
2150RHD	73	4150RHD	134		2150RHDTWIST	81	4150RHDTWIST	136	

MUD SERVICE

- BUILT OUT OF LARGER MATERIAL THAN OUR STANDARD HIGHWAY SERVICE CHAIN TO TACKLE OFF-ROAD MUD USE APPLICATIONS
- EXTRA HEAVY HOOKS STAND UP TO INCREASED TORQUE FROM DIGGING THROUGH DEEP MUD
- CARBON STEEL, OVERSIZED ROUND TWIST LINKS



SPIDER BUNGEEES OR RUBBER TIGHTENERS ARE SOLD SEPARATELY
PART # 0218
SEE PAGES 110-111 FOR DETAILS



SINGLE

DUAL TRIPLE

SINGLE NON-CAM (1 PR/BAG)

SINGLE **CAM STYLE** (1 PR/BAG)

DUAL TRIPLE NON-CAM (1/2 PR/BAG)

DUAL TRIPLE **CAM STYLE** (1/2 PR/BAG)

STOCK NUMBER	WEIGHT PER PAIR (LBS)	STOCK NUMBER	WEIGHT PER PAIR (LBS)	STOCK NUMBER	WEIGHT PER PAIR (LBS)	STOCK NUMBER	WEIGHT PER PAIR (LBS)	CROSS CHAIN	WIRE SIZE
2441HH	71	-	-	4435HH	123	-	-	6434HH	10 MM
2445HH	77	2445HHQC	78	4437HH	145	4437HHQC	133		
2448HH	86	2448HHQC	87	4448HH	158	4448HHQC	165		
2452HH	93	2452HHQC	92	4461HH	164	4461HHQC	172		
2486HH	100	2486HHQC	100	4486HH	186	4486HHQC	186	6438HH	



TRUCK

ASVQ EXTREME

- MADE FROM BORON ENHANCED ALLOY STEEL FOR RUGGED USE AND LONGER LIFE
- HASSLE FREE INSTALLATION WITH THE QUICK AND EASY PULL CHAIN TIGHTENING SYSTEM
- DESIGNED SPECIFICALLY FOR EQUIPMENT IN THE MOST EXTREME APPLICATIONS, BOTH ON AND OFF-ROAD
- THE UNIQUE ASYMMETRICAL PATTERN ALLOWS FOR CONTINUOUS CONTACT WITH THE ROAD'S SURFACE, CREATING AN EXCEPTIONALLY SMOOTH RIDE
- IDEAL FOR VEHICLES THAT REQUIRE THE UTMOST IN LATERAL TRACTION CONTROL (SNOW PLOWS, UTILITY AND EMERGENCY VEHICLES)



PULL CHAIN & FASTENER CLOSE-UP

TIRE SIZE	STOCK NUMBER	WEIGHT PER PAIR (LBS)	WIRE SIZE
11-22.5; 335/80-20 40x13.50-17	ASVQ94	82	7 MM
11-24.5; 315/80-22.5	ASVQ97	88	
385/65-22.5	ASVQ01	96	
425/65-22.5	ASVQ155	96	8 MM
445/65-22.5	ASVQ160	114	



PATTERN CLOSE-UP



PREMIUM RALLYE/POLAR-S

- **PREMIUM** ALLOY SQUARE LINK DIAMOND PATTERN CHAIN
- DESIGNED TO BE LIGHT WEIGHT, REVERSIBLE & DURABLE
- EXCELLENT TRACTION FOR HEAVY TRUCKS AND BUSES
- POLAR-S TYPE MADE WITH LINK-OVER-LINK DESIGN FOR EXTRA TRACTION AND DURABILITY



9/32" - 7 MM

SINGLE RALLYE

TIRE SIZE	STOCK NUMBER	WEIGHT PER PAIR (LBS)	CROSS CHAIN
11-22.5; 10.00-20 275/80-22.5; 315/70-22.5	310	62	310XC
11-24.5; 10.00-22; 285/75-24.5 315/80-22.5; 285/80-24.5; 12-22.5	315	72	315XC

7/32" - 5.5 MM

WIDE BASE POLAR-S

TIRE SIZE	STOCK NUMBER	WEIGHT PER PAIR (LBS)	CROSS CHAIN
385/65-22.5	385	66	385XC
445/50-22.5	445	70	445XC



PULL CHAIN & FASTENER CLOSE-UP



PATTERN CLOSE-UP



SINGLE RALLYE



WIDE BASE POLAR-S

MORE CHAIN STYLES & FITMENTS AVAILABLE ON OUR WEBSITE: WWW.QUALITYCHAINCORP.COM
 EMAIL: INFO@QUALITYCHAINCORP.COM OR CALL US DIRECT: (503) 614-9664 / CA & NV CUSTOMERS CALL: (916) 409-0408



WIDE BASE HIGHWAY SERVICE

- HIGHWAY SERVICE BUILT OF 8 MM CARBON STEEL
- CAML-7 BUILT OF LIGHT WEIGHT 7 MM ALLOY, CAN RUN 2-3 TIMES LONGER THAN STANDARD CARBON
- LMC LONG MILEAGE ALLOY BUILT OF 8 MM ALLOY, CAN RUN 3-4 TIMES LONGER THAN STANDARD CARBON



⚠ NOT FOR PLOW, FORKLIFT, TOW TRUCK, FIRE TRUCK OR OFF-ROAD USE. SEE PAGE 51 FOR THESE APPLICATIONS.



**HIGHWAY (QC)
GOOD**



**LIGHT WEIGHT ALLOY (CAML-7)
BETTER**



**LONG MILEAGE ALLOY (LMC)
BEST**

**HWY NON-CAM 8 MM
(1 PR/BAG)**

**HWY CAM 8 MM
(1 PR/BAG)**

**LT. WT. CAM 7MM ALLOY
(1 PR/BAG)**

**LONG MILEAGE CAM 8MM ALLOY
(1 PR/BAG)**

STOCK NUMBER	WEIGHT / PR (LBS)	CROSS CHAIN	STOCK NUMBER	WEIGHT / PR (LBS)	CROSS CHAIN	STOCK NUMBER	WEIGHT / PR (LBS)	CROSS CHAIN	STOCK NUMBER	WEIGHT / PR (LBS)	CROSS CHAIN
-	-	-	3253QC	65	7213	-	-	-	-	-	-
3255	67	7213	3255QC	56	7213	3255CAML-7	52	7213CL	3255LMC	70	7213LM
3261	80	7214	3261QC	67	7214	-	-	-	3261LMC	84	7214LM
3269	70	7215	3269QC	57	7215	3269CAML-7	50	7215CL	3269LMC	70	7215LM
3271	73	-	3271QC	62	-	-	-	-	3271LMC	76	-

WIDE BASE MUD SERVICE

- BUILT OUT OF LARGER MATERIAL THAN OUR STANDARD HIGHWAY SERVICE CHAIN TO TACKLE OFF-ROAD MUD USE APPLICATIONS
- EXTRA HEAVY HOOKS STAND UP TO INCREASED TORQUE FROM DIGGING THROUGH DEEP MUD
- CARBON STEEL, OVERSIZED ROUND TWIST LINKS



**MUD SERVICE NON-CAM
(1/2 PR/BAG)**

**MUD SERVICE CAM
(1/2 PR/BAG)**

STOCK NUMBER	WEIGHT PER PR (LBS)	CROSS CHAIN	STOCK NUMBER	WEIGHT PER PR (LBS)	CROSS CHAIN	WIRE SIZE
3455HH	87	6445	3455HHQC	96	6445	10 MM
3461HH	112	7420	3461HHQC	117	7420	
3469HH	95	6630	-	-	-	
3471HH	100		-	-	-	

SPIDER BUNGIES OR RUBBER TIGHTENERS ARE SOLD SEPARATELY
PART # 0218
SEE PAGES 110-111 FOR DETAILS

WIDE BASE SQUARE LINK & TWISTED SQUARE LINK

- FOR HIGHWAY AND LIGHT OFF-ROAD USE
- TWISTED SQUARE LAYS LOWER ON THE TREAD OF THE TIRE RESULTING IN A SMOOTHER RIDE

UPGRADES OVER HIGHWAY SERVICE CHAIN:

- Made from alloy steel, which is a stronger, longer lasting material than carbon steel.
- Square rod material gives each link edges for more aggressive bite and grip.

ALSO AVAILABLE: NON-CAM ("SL" & "SLTWIST")

SQUARE LINK CAM STYLE (1 PR/BAG) **TWISTED SQUARE LINK CAM STYLE** (1 PR/BAG)

STOCK NUMBER	WEIGHT/ PR (LBS)	CROSS CHAIN	STOCK NUMBER	WEIGHT/ PR (LBS)	CROSS CHAIN	WIRE SIZE
3153SLC	62	7213SL	-	-	-	8 MM
3155SLC	74		3155SLCTWIST	78	7213SLTWIST	
3161SLC	91	7215SL	3161SLCTWIST	92	7214SLTWIST	
3169SLC	75		3169SLCTWIST	77	7215SLTWIST	
3171SLC	81		3171SLCTWIST	83		



SQUARE LINK



TWISTED SQUARE



WIDE BASE HEAVY DUTY SQUARE LINK & HEAVY DUTY TWISTED SQUARE LINK

- FOR HEAVY DUTY OFF-ROAD APPLICATIONS SUCH AS PLOW, UTILITY AND TOW TRUCK USE
- RHD = NON-CAM STYLE
- HDQC = CAM STYLE

SPIDER BUNGEEES OR RUBBER TIGHTENERS ARE SOLD SEPARATELY
PART # 0218
 SEE PAGES 110-111 FOR DETAILS



HDQC PICTURED

SQUARE LINK CAM STYLE (1 PR/BAG)

SQUARE LINK NON-CAM STYLE (1 PR/BAG)

TWISTED SQUARE CAM STYLE (1 PR/BAG)

TWISTED SQUARE NON-CAM STYLE (1 PR/BAG)

STOCK NUMBER	WEIGHT/ PR (LBS)	STOCK NUMBER	WEIGHT/ PR (LBS)	CROSS CHAIN	STOCK NUMBER	WEIGHT/ PR (LBS)	STOCK NUMBER	WEIGHT/ PR (LBS)	CROSS CHAIN	WIRE SIZE
3155HDQC	102	3155RHD	101	6445SL	-	-	-	-	-	10 MM
3161HDQC	125	3161RHD	124		3161HDQCTWIST	128	-	-	-	
3169HDQC	109	3169RHD	108	E6530S	-	-	-	E6530TWIST		
3171HDQC	118	3171RHD	115		3171HDQCTWIST	119	3171RHDTWIST		117	

NORDIC™ STUDDED

- FOR THE MOST CHALLENGING OFF-ROAD APPLICATIONS SUCH AS LOGGING, ICE ROADS, OIL FIELDS, ETC
- MADE WITH BORON ENHANCED ALLOY STEEL
- 7 MM BUILT WITH 6 MM SIDE CHAIN AND 6-LINK SPACING
- 8 MM BUILT WITH 8 MM SIDE CHAIN AND 4-LINK SPACING



SPIDER BUNGIES OR RUBBER TIGHTENERS ARE SOLD SEPARATELY
PART # 0218
SEE PAGES 110-111 FOR DETAILS



SINGLE



DUAL TRIPLE

9/32" - 7 MM

SINGLE (1 PR/BAG)

DUAL TRIPLE (1/2 PR/BAG)

TIRE SIZE	SINGLE (1 PR/BAG)			DUAL TRIPLE (1/2 PR/BAG)			
	NON-CAM	CAM STYLE	WT / PR (LBS)	NON-CAM	CAM STYLE	WT / PR (LBS)	CROSS CHAIN
235/75-22.5; 255/70-22.5; 245/70-22.5	S332	S332QC	53	S732	S732QC	102	
285/70-19.5; 265/75-22.5; 275/70-22.5	S342	-	51	-	-	-	
11-22.5; 10.00-20; 285/75-22.5	S343LW	S343LWQC	50	S743LW	S743LWQC	92	6913
295/75-22.5; 275/80-22.5; 275/85-22.5							
11-24.5; 10.00-22; 305/85-22.5	S344LW	S344LWQC	53	S744LW	S744LWQC	98	
305/75-24.5; 275/80-24.5; 285/80-24.5							
315/80-22.5; 11.00-20; 295/80-22.5	S355LW	S355LWQC	58	S755LW	S755LWQC	110	6915LW
12-22.5; 315/75-24.5							
385/65-22.5	S372LW	S372LWQC	61	-	-	-	6916LW
425/65-22.5; 445/55-22.5; 455/55-22.5	S377LW	S377LWQC	68	-	-	-	6918LW
445/65-22.5; 14.00-20	S382LW	S382LWQC	74	-	-	-	6920LW

5/16" - 8 MM

SINGLE (1 PR/BAG)

DUAL TRIPLE (1/2 PR/BAG)

TIRE SIZE	SINGLE (1 PR/BAG)			DUAL TRIPLE (1/2 PR/BAG)			
	NON-CAM	CAM STYLE	WT / PR (LBS)	NON-CAM	CAM STYLE	WT / PR (LBS)	CROSS CHAIN
11-22.5; 10.00-20	S343HD	S343HDQC	78	S743HD	S743HDQC	138	6923
11-24.5; 10.00-22	S344HD	S344HDQC	84	S744HD	S744HDQC	146	
315/80-22.5; 11.00-20; 12-22.5	S355HD	S355HDQC	95	S755HD	S755HDQC	172	6925
385/65-22.5	S372HD	S372HDQC	95	-	-	-	6926
425/65-22.5; 445/55-22.5							
455/55-22.5	S377HD	S377HDQC	101	-	-	-	6931HD
445/65-22.5; 14.00-20	S382HD	S382HDQC	110	-	-	-	6932HD

TRUCK

TRYGG CLASSIC 8 STUDDED

- ALL PURPOSE STUDDED TRUCK CHAIN
- SINGLE AND DUAL TRIPLE (4-LINK SPACING)
- DOUBLE DUTY (2-LINK SPACING)



SINGLE



DUAL TRIPLE

SINGLE (1 PR/BAG) 5/16" - 8 MM NON-CAM CAM STYLE 5/16" - 8 MM DOUBLE DUTY (1/2 PR/BAG)

TIRE SIZE	STOCK NUMBER	STOCK NUMBER	WEIGHT/PR (LBS)	STOCK NUMBER	WEIGHT/PR (LBS)	CROSS CHAIN
9.00-20; 10-22.5; 275/80-22.5	TR450364	TR457364	68	-	-	
11-22.5; 295/75-22.5; 10.00-20 285/75-22.5	TR460200	TR460201	75	TR452200	125	TR307081
11-24.5; 10.00-22; 295/75-24.5	TR460220	TR460221	79	TR452220	122	
12-22.5; 11.00-20; 295/80-22.5	TR460222	TR460223	81	TR452222	131	TR307082
385/65-22.5	TR450924	TR457424	89	TR452424	145	TR307088
12-24.5; 12.00-20; 11.00-22	TR460230	TR460231	88	TR452230	145	TR307082
12.00-24	TR460232	TR460233	101	TR452232	152	TR307083
315/80-22.5	TR460394	TR460395	82	TR452394	128	TR307085
425/65-22.5	TR450944	TR457444	95	TR452944	152	
445/65-22.5	TR450895	TR457895	106	TR452895	174	TR307088

SPIDER BUNGIES OR RUBBER TIGHTENERS ARE SOLD SEPARATELY
PART # 0218
SEE PAGES 110-111 FOR DETAILS

DUAL TRIPLE (1/2 PR/BAG) 5/16" - 8 MM NON-CAM 5/16" - 8 MM CAM STYLE

TIRE SIZE	STOCK NUMBER	WEIGHT/PR (LBS)	STOCK NUMBER	WEIGHT/PR (LBS)	CROSS CHAIN
9.00-20; 10-22.5; 275/80-22.5	TR454364	125	TR457365	125	
11-22.5; 295/75-22.5; 10.00-20 285/75-22.5	TR464200	136	TR464201	136	TR307081
11-24.5; 10.00-22; 295/75-24.5	TR464220	142	TR464221	145	
12-22.5; 11.00-20; 295/80-22.5	TR464222	152	TR464223	152	TR307082
12-24.5; 12.00-20; 11.00-22	TR464230	161	TR464231	161	TR307082
12.00-24	TR464232	180	TR464233	182	TR307083
315/80-22.5	TR464394	156	TR464395	158	TR307085



STANDARD PACKAGING
Packed 1 Pair Per Bag
(Dual Triples Packed 1/2 Pair Per Bag)



TRUCK

TRYGG SUPER 7 STUDDED



TRYGG

- CONSTRUCTED OF NICKLE-HARDENED ALLOY STEEL
- LIGHT AND STRONG - 35% WEIGHT REDUCTION COMPARED TO CLASSIC 8
- TALLER OVERSIZED RECTANGULAR STUDS INCREASE GRIP & STRENGTH
- SINGLE AND DUAL TRIPLES (6-LINK SPACING)
- TIGHT (4-LINK SPACING)

SPIDER BUNGIES OR
RUBBER TIGHTENERS
ARE SOLD SEPARATELY
PART # 0218
SEE PAGES 110-111 FOR DETAILS



STANDARD PACKAGING
Packed 1 Pair Per Bag
(Dual Triples Packed 1/2 Pair Per Bag)



SINGLE



DUAL TRIPLE



9/32" - 7 MM NON-CAM STYLE

SINGLE (1 PR/BAG)

TIGHT (1 PR/BAG)

DUAL TRIPLE (1/2 PR/BAG)

TIRE SIZE	STOCK NUMBER	WEIGHT/ PR (LBS)	STOCK NUMBER	WEIGHT/ PR (LBS)	STOCK NUMBER	WEIGHT/ PR (LBS)	CROSS CHAIN
7.50-16; 215/85-16	TR490053	33	TR492053	42	-	-	TR307581
215/75-17.5; 235/70-16; 235/75-15	TR490062	33	TR492062	42	-	-	TR307582
225/70-19.5; 235/75-17.5; 235/85-16	TR490063	33	TR492063	42	-	-	TR307583
245/70-19.5; 245/75-17.5; 245/85-16; 255/85-16	TR490073	37	TR492073	48	-	-	TR307584
10-16.5; 265/70-15	TR490082	33	TR492082	42	-	-	TR307584
8.25-20; 9-22.5; 255/70-22.5	TR490165	42	TR492165	42	TR494165	81	TR307583
9.00-20; 10-22.5	TR490364	47	TR492364	61	-	-	
11-22.5; 295/75-22.5; 10.00-20; 275/80-22.5	TR490374	50	TR492374	63	TR494374	91	TR307584
285/75-22.5; 285/80-22.5	TR490375	54	TR492375	66	TR494375	99	
11-24.5; 10.00-22; 295/75-24.5	TR490384	51	TR492384	66	TR494384	95	TR307585
12-22.5; 11.00-20; 295/80-22.5	TR490385	55	TR492385	70	TR494385	101	
305/75-24.5; 315/75-22.5	TR490386	59	TR492386	81	TR494386	110	
12.00-20	TR490394	54	TR492394	76	TR494394	106	TR307586
12.00-24	TR490408	73	TR492408	97	TR494408	130	TR307587
315/80-22.5	TR490416	62	TR492416	81	TR494416	123	TR307588
14.00-24; 385/95-25	TR490424	67	TR492424	79	TR494424	112	TR307589
14.00-20; 13.50-20	TR490444	66	TR492444	88	TR494444	123	TR307591
385/65-22.5	TR490446	75	TR492446	97	TR494446	123	
425/65-22.5							
445/65-22.5							




TRUCK

9/32" - 7 MM CAM STYLE

SINGLE (1 PR/BAG)

DUAL TRIPLE (1/2 PR/BAG)

TIRE SIZE	STOCK NUMBER	WEIGHT/ PR (LBS)	STOCK NUMBER	WEIGHT/ PR (LBS)	CROSS CHAIN
7.50-16; 215/85-16	TR491053	33	-	-	TR307581
215/75-17.5; 235/70-16; 235/75-15	TR491062	33	-	-	TR307582
225/70-19.5; 235/75-17.5; 235/85-16	TR491063	38	-	-	TR307583
245/70-19.5; 245/75-17.5; 255/85-16	TR491073	38	-	-	TR307584
10-16.5; 265/70-15	TR491082	33	-	-	TR307584
8.25-20; 9-22.5; 255/70-22.5	TR491165	42	TR495165	81	TR307583
9.00-20; 10-22.5	TR491364	47	TR495364	90	
11-22.5; 295/75-22.5; 10.00-20; 275/80-22.5	TR491374	50	TR495374	90	TR307584
285/75-22.5; 285/80-22.5	TR491375	51	TR495375	95	
11-24.5; 10.00-22; 295/75-24.5	TR491384	51	TR495384	95	TR307585
12-22.5; 11.00-20; 295/80-22.5; 305/75-24.5	TR491385	55	TR495385	101	
315/75-22.5	TR491386	59	TR495386	110	
12.00-20	TR491394	62	TR495394	104	TR307586
12.00-24	TR491408	73	TR495408	130	TR307587
315/80-22.5	TR491416	62	TR495416	123	TR307588
14.00-24; 385/95-25	TR491424	66	TR495424	112	TR307589
14.00-20; 13.50-20	TR491444	66	TR495444	123	TR307591
385/65-22.5	TR491446	75	TR495446	123	
425/65-22.5					
445/65-22.5					

TRYGG SQUARE ICE 7 & 8



- MADE WITH NICKEL, MANGANESE AND BORON
- SQUARE LINKS BITE INTO ICE AND HARD-PACKED SNOW
- LEVER-STYLE FASTENERS KEEP THE CHAINS TIGHT TO THE TIRE
- DEEP CASE HARDENING AND THROUGH HARDENING FOR EXCELLENT RESISTANCE TO WEAR
- 7 MM BUILT WITH 6 MM SHORT LINK GRADE 80 SIDE CHAIN AND 7 MM CROSS CHAIN IN 6-LINK SPACING PROVIDES 15% WEIGHT REDUCTION WITHOUT ANY LOSS IN TRACTION OR SERVICE LIFE
- 8 MM BUILT WITH 8 MM SIDE AND CROSS CHAIN IN 4-LINK SPACING



SINGLE



DUAL TRIPLE



SPIDER BUNGEEES OR RUBBER TIGHTENERS ARE SOLD SEPARATELY
PART # 0218
SEE PAGES 110-111 FOR DETAILS

SINGLE (1 PR/BAG)

9/32" - 7 MM NON-CAM CAM STYLE

5/16" - 8 MM NON-CAM CAM STYLE

TIRE SIZE	STOCK NUMBER	STOCK NUMBER	WEIGHT/ PR (LBS)	STOCK NUMBER	STOCK NUMBER	WEIGHT/ PR (LBS)	CROSS CHAIN	
							7MM	8MM
225/85-16; 235/85-16	TR475080	TR475081	33	-	-	-	TR304744	-
255/75-22.5	TR475085	TR475086	40	-	-	-	TR304745	-
8.25-20; 9-22.5; 255/70-22.5	TR475089	TR475189	43	-	-	-	TR304744	-
9.00-20; 10-22.5; 275/80-22.5	TR475090	TR475091	45	-	-	-	TR304745	-
11-22.5; 295/75-22.5; 10.00-20 285/75-22.5; 295/70-22.5	TR475100	TR475101	47	TR475200HD	TR475201HD	73	TR304746	TR304884
11-24.5; 10.00-22; 295/75-24.5 315/80-22.5; 12-22.5	TR475110	TR475111	48	TR475220HD	TR475221HD	75		
12.00-20	TR475120	TR475121	53	TR475170HD	TR475171HD	62	TR304748	TR304886
12.00-24; 12-24.5	TR475130	TR475131	55	TR475230HD	TR475231HD	86	TR304749	TR304887
385/65-22.5	TR475123	TR475124	66	TR475323HD	TR475324HD	91	TR304751	TR304888
445/50-22.5	TR475125	TR475126	64	TR475325HD	TR475326HD	94	TR304754	TR304892
425/65-22.5	TR475144	TR475145	70	TR475344HD	TR475345HD	90		
445/65-22.5	TR475127	TR475128	61	TR475427HD	TR475428HD	95	TR304750	TR304890

DUAL TRIPLE (1/2 PR/BAG)

9/32" - 7 MM NON-CAM CAM STYLE

5/16" - 8 MM NON-CAM CAM STYLE

TIRE SIZE	STOCK NUMBER	STOCK NUMBER	WEIGHT/ PR (LBS)	STOCK NUMBER	STOCK NUMBER	WEIGHT/ PR (LBS)	CROSS CHAIN	
							7MM	8MM
11-22.5; 295/75-22.5; 10.00-20 285/75-22.5; 295/70-22.5	TR469100	TR469101	84	TR469200HD	TR469201HD	132	TR304746	TR304884
11-24.5; 10.00-22; 295/75-24.5 315/80-22.5; 12-22.5	TR469110	TR469111	87	TR469220HD	TR469221HD	138		
12.00-20	TR469120	TR469121	93	TR469170HD	TR469171HD	147	TR304748	TR304886
12.00-24; 12-24.5	TR469130	TR469131	100	TR469230HD	TR469231HD	154	TR304749	TR304887

TRUCK



MORE CHAIN STYLES & FITMENTS AVAILABLE ON OUR WEBSITE: WWW.QUALITYCHAINCORP.COM
EMAIL: INFO@QUALITYCHAINCORP.COM OR CALL US DIRECT: (503) 614-9664 / CA & NV CUSTOMERS CALL: (916) 409-0408

TRYGG ZIG ZAG



- DIAGONAL CHAIN PATTERN IS ENGINEERED TO DELIVER MAXIMUM FORWARD AND REVERSE TRACTION WHILE RESISTING LATERAL SKID FORCE.
- CONTINUOUS CHAIN-TO-ROAD CONTACT ENSURES DEPENDABLE TRACTION AT ALL TIMES WHILE REDUCING VIBRATION AND HARSH IMPACT.
- FEATURING RUGGED 7 MM & 8 MM SQUARE LINK CHAIN, ZIG ZAG'S CAN HANDLE HEAVY USE AND STAND UP TO TOUGH UNEVEN TERRAIN, JOB AFTER JOB.



STANDARD PACKAGING
Packed 1 Pair Per Bag

SINGLE (1 PR/BAG)

CAM STYLE

TIRE SIZE	STOCK NUMBER	WT /PR (LBS)	CROSS CHAIN	WIRE DIAMETER
11-22.5; 10.00-20; 285/75-22.5	TR471101	55	TR304749	7 MM
295/75-22.5; 275/80-22.5; 275/85-22.5				
11-24.5; 10.00-22; 305/85-22.5	TR471111	56	TR304752	
305/75-24.5; 275/80-24.5; 285/80-24.5				
385/65-22.5	TR471124	62	TR304752	8 MM
445/65-22.5	TR471427	130	TR304892	



TRUCK

SPIDER BUNGEEES OR RUBBER TIGHTENERS ARE SOLD SEPARATELY
PART # 0218
SEE PAGES 110-111 FOR DETAILS



TRYGG SCAN TRAC 5



- DESIGNED FOR HIGHWAY TRACTION AND FRONT WHEEL APPLICATIONS
- LIGHT AND STRONG 5 MM ALLOY
- WEAR BARS PROVIDE EXCELLENT GRIP AND INCREASE DURABILITY
- **CAM STYLE**

SPIDER BUNGIES OR RUBBER TIGHTENERS ARE SOLD SEPARATELY
PART # 0218
 SEE PAGES 110-111 FOR DETAILS



STANDARD PACKAGING
 Packed 1/2 Pair Per Box
 Select Part #'s may come in bags



PATTERN CLOSE-UP

SINGLE DUAL TRIPLE

TIRE SIZE	STOCK NUMBER	WEIGHT/ PR (LBS)	STOCK NUMBER	WEIGHT/ PR (LBS)	CROSS CHAIN
215/70-16; 205/75-16; 225/70-15	TR477055	24	-	-	
215/75-17.5; 215/85-16; 225/75-15	TR477060	24	TR477061	46	TR478457
8.75-16.5; 30x9.50-15; 205/75-17.5; 225/75-16	TR477070	24	-	-	
7.50-16; 225/75-17.5; 245/75-16	TR477080	30	-	-	
9.5-17.5; 265/70-17	TR477081	31	-	-	TR478495
245/70-19.5	TR477083	29	-	-	
265/70-19.5	TR477084	29	-	-	TR478517
255/70-22.5	TR477085	31	-	-	TR478495
295/60-22.5	TR477086	31	-	-	
275/70-22.5; 255/80-22.5	TR477087	36	-	-	TR478537
295/70-22.5	TR477088	35	-	-	
8.25-20; 9-22.5	TR477089	31	-	-	TR478495
9.00-20; 10-22.5	TR477090	33	-	-	TR478497
11-22.5; 10.00-20; 295/75-22.5; 305/70-22.5	TR477100	40	TR477101	64	
315/70-22.5					
11-24.5; 10.00-22; 11.00-20; 12-22.5	TR477110	41	TR477111	64	TR478537
295/80-22.5					
315/80-22.5	TR477112	41	-	-	
245/70-17.5; 225/70-19.5	TR477126	24	-	-	TR478517
445/50-22.5	TR477190	40	-	-	TR478657
35x12.50-15	TR477220	39	-	-	TR478537
285/70-19.5; 33x12.50-15	TR477250	31	-	-	TR478495
385/65-22.5; 365/80-20	TR477320	44	-	-	TR478575
455/40-22.5	TR477323	35	-	-	TR478577
425/65-22.5	TR477325	42	-	-	TR478657
445/65-22.5	TR477327	44	-	-	TR478617

TRUCK

TRYGG TRUCK GROUSER



- MADE FOR SNOW BLOWER EQUIPPED COMMERCIAL TRUCKS
- DROP FORGED GROUSERS WITH 10 MM RINGS
- WIDE, ROUNDED BASE REDUCES TIRE WEAR
- GROUSERS ARE SHAPED TO THE RINGS SO THEY CAN'T LAY DOWN
- TIGHTENING RAIL INCLUDED

TIRE SIZE	STOCK NUMBER	WEIGHT / PR (LBS)
445/65-22.5; 425/65-22.5	TR503008	250



GROUSER REPAIR KIT
 PART # TR520110



GROUSER CLOSE-UP



LOADER / GRADER



PLEASE NOTE: This is only a guide. Actual fitments and clearances may vary. Please check prior to use.



Quality Chain Corp. suggests that you check your vehicle owner's manual for information about the use of tire chains.

TIRE SIZE	ROUND TWIST 2600	SQUARE LINK 6500	NORDIC STUDDUED 2900	MAXTRACK H-PATTERN 6500MT	NORDIC STUDDUED H-PATTERN 2900SHP	TRYGG SMT / SMT FLEXI TR60000	TRYGG SWISS FLEXI TR570000	SUGGESTED TIGHTENERS 0200
	Page 62	Page 62	Page 63	Page 64	Page 64	Page 67	Page 68	Pgs. 110-111
13.00-24	2612	6512	2912	6512MT	2912SHP	TR603903	-	0218 / 0273
13.00-25	2612	6512	2912	6512MT	2912SHP	TR603903	-	0218 / 0273
13.6-28	2612	6512	2912	6515MT	2915SHP	TR602901	TR570921	0220 / 0273
14.00-20	2612	6512	2912	-	2915SHP	TR602903	-	0220 / 0273
14.00-21	2612	6512	2912	-	-	-	-	0218 / 0273
14.00-24	2615	6515	2915	6515MT	2915SHP	TR602910	TR570945	0220 / 0273
14.00-25	2615	6515	2915	6515MT	2915SHP	TR602910	TR570945	0220 / 0273
14.5-20	2612	6512	2912	-	-	TR602904	-	0218 / 0273
14.75/80-20	2612	6512	2912	-	2915SHP	-	-	0218 / 0273
14.9-24	2612	6512	2912	6515MT	2915SHP	TR602903	-	0220 / 0273
15-19.5 R4 TIRE	3265HD	3165RHD	-	-	-	TR603110	-	0218 / 0273
15.5-25	2612	6512	2912	6515MT	2915SHP	TR603903	TR570945	0220 / 0273
16.00-20	2624	6524	2924	6524MT	2924SHP	TR603911	TR570762	0220 / 0273
16.00-21	2624	6524	2924	6524MT	2924SHP	-	-	0220 / 0273
16.00-24	2627	6527	2927	6527MT	2927SHP	TR603901	TR570781	0294
16.00-25	2627	6527	2927	6527MT	2927SHP	TR603901	TR570781	0294
16.9-24	2615	6515	2915	6515MT	2915SHP	TR603906	TR570945	0220 / 0273
16.9-26	2615	6515	2915	6515MT	2915SHP	TR603906	-	0218 / 0273
16.9-28 R1-R4	-	-	-	6515MT	2915SHP	TR603901	-	0294
16.9-30	-	-	-	6515MT	2915SHP	TR603901	-	0294
17.5/65-20	2627	6527	2927	-	-	-	-	0218 / 0273
17.5L-24	2615	6515	2915	6515MT	2915SHP	TR602911	-	0220 / 0273
17.5-25	2624	6524	2924	6524MT	2924SHP	TR603911	TR570762	0220 / 0273
18.00-25	2636	6536	-	-	-	TR608965	-	0294
18.00-26	2636	6536	-	-	-	-	-	0294
18.00-33	2642	6542	-	-	-	-	-	0294
18.4-30	-	-	-	6533MT	2933SHP	TR603901	-	0294
18.4-34	-	-	-	6545MT	2945SHP	TR603902	-	0220 / 0273
19.5L-24	2627	6527	2927	6527MT	2927SHP	TR603911	-	0220 / 0273
20.5-25	2633	6533	2933	6533MT	2933SHP	TR603908	TR570764	0294
20.8-34	-	-	-	6545MT	2945SHP	-	-	0294
21L-24	2636	6536	-	6533MT	2933SHP	-	-	0220 / 0273
23.1-26	-	-	-	6545MT	2945SHP	TR608965	-	0294
23.5-25	2645	6545	2945	6545MT	2945SHP	TR608766	TR570766	0294
25/65-25	2645	6545	2945	6545MT	2945SHP	-	-	0294
25.5-25	2645	6545	2945	-	2945SHP	-	-	0296
26.5-25	2657	6557	2957	-	2957SHP	TR608969	TR570768	0296
29.5-25	2672	6572	2972	-	2972SHP	-	TR570772	0296
29.5-29	2675	6575	-	-	2975SHP	-	-	0296
35/65-33	-	6580	-	-	-	-	-	0296
38/18.00-20	2612	6512	2912	-	-	-	-	0218 / 0273
44/18.00-20	2612	6512	2912	-	-	-	-	0218 / 0273
405/70-18	2612	6512	2912	-	-	TR602907	TR570926	0218 / 0273
445/65-19.5	2612	6512	2912	-	2912SHP	-	-	0218 / 0273
400/70-20	2612	6512	2912	-	-	TR602907	-	0218 / 0273
405/70-20	2612	6512	2912	-	-	TR602907	TR570926	0218 / 0273
375/75-20	2612	6512	2912	-	-	TR602907	TR570926	0218 / 0273

LOADER / GRADER



MORE CHAIN STYLES & FITMENTS AVAILABLE ON OUR WEBSITE: WWW.QUALITYCHAINCORP.COM
 EMAIL: INFO@QUALITYCHAINCORP.COM OR CALL US DIRECT: (503) 614-9664 / CA & NV CUSTOMERS CALL: (916) 409-0408

NOTE: We can custom build most chains if a size or part number is not listed in this fitment chart. Call or visit www.qualitychaincorp.com for more info.



Quality Chain Corp. suggests that you check your vehicle owner's manual for information about the use of tire chains.

TIRE SIZE	ROUND TWIST 2600	SQUARE LINK 6500	NORDIC STUDDED 2900	MAXTRACK H-PATTERN 6500MT	NORDIC STUDDED H-PATTERN 2900SHP	TRYGG SMT / SMT FLEXI TR600000	TRYGG SWISS FLEXI TR570000	SUGGESTED TIGHTENERS 0200
	Page 62	Page 62	Page 63	Page 64	Page 64	Page 67	Page 68	Pgs. 110-111
355/80-20	3257	3157RHD	-	-	-	-	TR570926	0218 / 0273
360/80-20	2612	6512	2912	-	2912SHP	TR602904	TR570926	0218 / 0273
365/80-20	2612	6512	2912	-	2912SHP	TR602904	-	0218 / 0273
395/80-20	2615	6515	2915	-	-	-	-	0218 / 0273
395/85-20	3461HH	3161RHD	-	-	-	TR603907	TR570930	0218 / 0273
495/55-22.5	2612	6512	2912	-	-	-	-	0218 / 0273
420/70-24	2615	6515	2915	6515MT	2915SHP	TR603905	TR570945	0218 / 0273
440/70-24	2615	6515	2915	6515MT	2915SHP	TR603905	TR570945	0220 / 0273
445/70-24	2615	6515	2915	6515MT	2915SHP	TR603905	TR570945	0220 / 0273
460/70-24	2615	6515	2915	6515MT	2915SHP	TR602910	TR570945	0220 / 0273
495/70-24	2627	6527	2927	6527MT	2927SHP	TR603911	-	0220 / 0273
500/70-24	2627	6527	2927	6527MT	2927SHP	TR603911	-	0220 / 0273
380/85-24	2612	6512	2912	-	-	TR603903	-	0220 / 0273
420/85-24	2615	6515	2915	6515MT	2915SHP	TR603906	TR570945	0220 / 0273
385/95-24	2615	6515	2915	6515MT	2915SHP	-	-	0220 / 0273
550/65-25	2633	6533	2933	6533MT	2933SHP	TR605764	TR570764	0220 / 0273
600/65-25	2642	6542	-	-	-	-	-	0294
750/65-25	2657	6557	2957	-	2957SHP	-	-	0296
555/70-25	2636	6536	-	-	2933SHP	-	-	0296
755/70-25	2657	6557	2957	-	2957SHP	-	-	0296
385/95-25	2615	6515	2915	6515MT	2915SHP	TR602910	TR570945	0218 / 0273
620/75-26	-	-	-	6545MT	2945SHP	-	-	0296
420/85-26	-	-	-	6515MT	2915SHP	-	-	0296
440/65-28	2612	6512	2912	6515MT	2915SHP	TR603905	TR570945	0220 / 0273
340/85-28	2612	6512	2912	6515MT	2915SHP	-	TR570921	0220 / 0273
360/85-28	2615	6515	2915	6515MT	2915SHP	-	-	0220 / 0273
875/65-29	2675	6575	-	-	2975SHP	-	-	0296
480/85-34	-	-	-	6545MT	2945SHP	-	-	0296




LOADER / GRADER

ROUND TWIST & V-BAR

- FOR PLOWS, GRADERS, SCRAPERS & LOADERS
- REGULAR ROUND TWIST LINK AND **V-BAR** WITH ICE BREAKERS
- CARBON STEEL



4-LINK SPACING

2-LINK SPACING

TIRE SIZE	4-LINK STOCK NUMBER	WT/ PR (LBS)	2-LINK STOCK NUMBER	WT/ PR (LBS)	CROSS CHAIN	WIRE SIZE
13.00-24; 13.00-25; 14.00-20; 14.00-21; 15.5-25; 14.75/80-20	2612	113	2612-2	189	6630	10 MM
44/18.00-20; 445/65-19.5; 495/55-22.5; 360/80-20; 400/70-20	2612V	126	2612V-2	229	6830	
	2615	123	2615-2	209	6630	
14.00-24; 14.00-25; 395/85-20; 385/95-24; 385/95-25; 17.5L-24	2615V	151	2615V-2	278	6830	11 MM
17.5-25; 16.00-20; 16.00-21; 420/70-24	2624	161	2624-2	280	6640	
16.00-24; 16.00-25; 17.5/65-20; 19.5L-24	2627	178	2627-2	310		
20.5-25; 550/65-25	2633	188	2633-2	330	6650	11 MM
18.00-25; 18.00-26; 21L-24; 555/70-25	2636	206	-	-		
18.00-33; 600/65-25	2642	244	-	-	6660	13.5 MM
23.5-25; 25.5-25	2645	330	-	-		
26.5-25; 750/65-25; 755/70-25	2657	410	-	-	6670	
29.5-25	2672	516	-	-	6680	
29.5-29; 875/65-29	2675	531	-	-		

SQUARE LINK

- FOR PLOWS, GRADERS, SCRAPERS & LOADERS
- ALLOY STEEL FOR MAXIMUM STRENGTH
- REVERSIBLE - CAN BE RUN ON BOTH SIDES FOR LONGER SERVICE LIFE
- SQUARE LINK DESIGN FOR INCREASED TRACTION



TIGHTENERS ARE SOLD SEPARATELY
SUGGESTED PART # BY TIRE SIZE ON PAGES 60-61



4-LINK SPACING

2-LINK SPACING

TIRE SIZE	4-LINK STOCK NUMBER	WEIGHT/ PR (LBS)	2-LINK STOCK NUMBER	WEIGHT/ PR (LBS)	CROSS CHAIN	WIRE SIZE
13.00-24; 15.5-25; 495/55-22.5; 360/80-20; 400/70-20	6512	132	6512-2	210	E6530S	10 MM
14.00-24 SPECIAL	6514	100	6514-2	183	E6520S	8 MM
14.00-24; 14.00-25; 395/85-20; 17.5L-24	6515	149	6515-2	227	E6530S	10 MM
17.5-25; 16.00-20; 420/70-24	6524	180	6524-2	326	E6535SH	11 MM
16.00-24; 16.00-25; 17.5/65-20; 19.5L-24	6527	233	6527-2	372		
20.5-25; 550/65-25	6533	230	6533-2	392	E6550SH	
18.00-25; 18.00-26; 21L-24; 555/70-25	6536	242	6536-2	388		
18.00-33; 600/65-25	6542	292	6542-2	488	E6560SH	13.5 MM
23.5-25; 25.5-25	6545	324	6545-2	492		
26.5-25; 750/65-25; 755/70-25	6557	505	6557-2	632	E6570SH	
29.5-25	6572	412	6572-2	696	E6580SH	
29.5-29; 875/65-29	6575	554	6575-2	854		
35/65-33	6580	608	6580-2	1018	E6590SH	

LOADER / GRADER

TRYGG SQUARE ICE 11 & 13

- NORWEGIAN ALLOY STEEL IN 11 MM AND 13 MM
- REVERSIBLE - CAN BE RUN ON BOTH SIDES
- SQUARE LINK DESIGN FOR INCREASED TRACTION
- STANDARD 2-LINK SPACING

ALSO AVAILABLE IN 4-LINK SPACING



TRYGG



MADE IN NORWAY



2-LINK SPACING

TIRE SIZE	2-LINK STOCK NUMBER	WT/ PR (LBS)	WIRE SIZE	2-LINK STOCK NUMBER	WT/ PR (LBS)	WIRE SIZE
14.00-24; 14.00-25	TR509361-2	285	11 MM	TR509461-2	317	13 MM
16.00-24; 16.00-25	TR509362-2	341		TR509462-2	376	
17.5L-24; 17.5-25; 16.00-20	TR509371-2	318		TR509471-2	352	
20.5-25	TR509372-2	398		TR509472-2	466	
23.5-25	TR509381-2	455		TR509481-2	690	
26.5-25	TR509382-2	530		TR509482-2	860	

TIGHTENERS ARE SOLD SEPARATELY
SUGGESTED PART # BY TIRE SIZE ON PAGES 60-61

NORDIC™ STUDDED

- FOR PLOWS, GRADERS, SCRAPERS & LOADERS ON MORE AGGRESSIVE TERRAIN
- PREMIUM ALLOY STEEL FOR MAXIMUM STRENGTH
- STUDDED LINK WITH EXTRA HARD TIPS



4-LINK SPACING

TIRE SIZE	4-LINK STOCK NUMBER	WEIGHT/ PR (LBS)	CROSS CHAIN	2-LINK STOCK NUMBER	WEIGHT/ PR (LBS)	CROSS CHAIN	WIRE SIZE
13.00-24; 13.00-25; 14.00-20; 14.00-21; 15.5-25 14.75/80-20; 44/18.00-20; 445/65-19.5; 495/55-22.5 360/80-20; 400/70-20	2912	140	6930	-	-	-	10 MM
14.00-24; 14.00-25; 395/85-20; 385/95-24; 17.5L-24	2915	148	6940	2915-2	256	6930	11 MM
17.5-25; 16.00-20; 16.00-21; 420/70-24	2924	198		2924-2	350	6940	
16.00-24; 16.00-25; 19.5L-24; 17.5/65-20	2927	244		2927-2	450	6940	
20.5-25; 550/65-25	2933	261	6950	2933-2	470	6950	13.5 MM
23.5-25; 25.5-25	2945	324	6960	2945-2	566	6960	
26.5-25; 750/65-25; 755/70-25	2957	434	6970	2957-2	850	6970	
29.5-25	2972	528	6980	-	-	-	



LOADER / GRADER

MAXTRACK H-PATTERN

- FOR PLOWS, GRADERS, SCRAPERS & LOADERS
- ALLOY STEEL FOR INCREASED STRENGTH
- H-PATTERN PREVENTS CHAIN FROM FALLING INTO DEEP TIRE LUGS
- SQUARE LINKS IN A LINK-OVER-LINK DESIGN FOR IMPROVED TRACTION



TIGHTENERS
ARE SOLD SEPARATELY
SUGGESTED PART # BY
TIRE SIZE ON PAGES 60-61

3/8" - 10 MM

7/16" - 11 MM

17/32" - 13.5 MM

TIRE SIZE	STOCK NUMBER	WT/ PR (LBS)	CROSS CHAIN	STOCK NUMBER	WT/ PR (LBS)	CROSS CHAIN	STOCK NUMBER	WT/ PR (LBS)	CROSS CHAIN
13.00-24; 13.00-25	6512MT-10	190	8902	6515MT-11	324	8903	-	-	-
14.00-24; 15.5-25; 16.9-24; 17.5L-24	6515MT-10	214		6527MT-11	356	8905	-	-	-
16.00-24; 16.00-25; 19.5L-24	6527MT-10	236	-	6524MT-11	290	8906	6524MT-13	320	8907
17.5-25; 16.00-20	-	-	-	6533MT-11	346		6533MT-13	410	8908
20.5-25; 550/65-25	-	-	-	6545MT-11	390	-	6545MT-13	472	8909
23.5-25; 25/65-25	-	-	-						

NORDIC™ STUDDED H-PATTERN

- FOR PLOWS, GRADERS, SCRAPERS & LOADERS
- AGGRESSIVE TRACTION FOR EXTREME CONDITIONS
- PREMIUM ALLOY STEEL FOR MAXIMUM STRENGTH
- STUDDED LINK WITH EXTRA HARD TIPS
- H-PATTERN PREVENTS CHAIN FROM FALLING INTO DEEP TIRE LUGS



3/8" - 10 MM

7/16" - 11 MM

17/32" - 13.5 MM

TIRE SIZE	STOCK NUMBER	WT/ PR (LBS)	CROSS CHAIN	STOCK NUMBER	WT/ PR (LBS)	CROSS CHAIN	STOCK NUMBER	WT/ PR (LBS)	CROSS CHAIN
13.00-24; 13.00-25	2912SHP-10	222	8502	2915SHP-11	354	8503	-	-	-
14.00-24; 15.5-25; 16.9-24; 17.5L-24	2915SHP-10	232		2927SHP-11	395	8504	-	-	-
16.00-24; 16.00-25; 19.5L-24	2927SHP-10	258	-	2924SHP-11	320	8505	2924SHP-13	334	8507
17.5-25; 16.00-20	-	-	-	2933SHP-11	366		2933SHP-13	400	8508
20.5-25; 550/65-25	-	-	-	2945SHP-11	386	8506	2945SHP-13	490	8510
23.5-25; 25/65-25	-	-	-	-	-	-	2957SHP-13	600	8511
26.5-25	-	-	-	-	-	-	2972SHP-13	713	
29.5-25	-	-	-	-	-	-	2975SHP-13	801	
29.5-29; 875/65-29	-	-	-						

LOADER / GRADER

PREMIUM DIAMOND PATTERN

- PREMIUM ALLOY DIAMOND PATTERN CHAIN FOR SNOW REMOVAL APPLICATIONS
- FOR PLOWS, GRADERS, SCRAPERS & LOADERS
- PULL CHAIN TIGHTENING SYSTEM



SINGLE DIAMOND LINK-OVER-LINK (TYPE DRQ)

SINGLE DIAMOND WITH WEAR BARS (TYPE WBQ)

DOUBLE DIAMOND LINK-OVER-LINK (TYPE DRSQ)

DOUBLE DIAMOND WITH WEAR BARS (TYPE WBSQ)



SINGLE DIAMOND (DRQ PICTURED)

DRQ SINGLE DIAMOND LINK-OVER-LINK

TIRE SIZE	STOCK NUMBER	WEIGHT PER PAIR (LBS)	WIRE SIZE
14.00-24	538DRQ	225	8 MM
	540DRQ	288	10 MM
17.5-25	580DRQ	272	
23.5-25	602DRQ	539	11 MM

WBQ SINGLE DIAMOND w/ WEAR BARS

TIRE SIZE	STOCK NUMBER	WEIGHT PER PAIR (LBS)	WIRE SIZE
14.00-24	540WBQ	300	10 MM
16.00-24	560WBQ	363	
17.5-25	580WBQ	290	
20.5-25	590WBQ	388	11 MM
	592WBQ	490	
23.5-25	600WBQ	435	10 MM
	602WBQ	553	11 MM
	613WBQ	800	13.5 MM



DOUBLE DIAMOND (WBSQ PICTURED)

DRSQ DOUBLE DIAMOND LINK-OVER-LINK

WBSQ DOUBLE DIAMOND w/ WEAR BARS

TIRE SIZE	STOCK NUMBER	WEIGHT PER PAIR (LBS)	STOCK NUMBER	WEIGHT PER PAIR (LBS)	WIRE SIZE
14.00-24	540DRSQ	350	540WBSQ	375	10 MM
17.5-25	580DRSQ	350	580WBSQ	375	
20.5-25	590DRSQ	450	590WBSQ	432	
23.5-25	-	-	600WBSQ	509	11 MM
	602DRSQ	629	-	-	



LOADER / GRADER

VERIGA STAR EXTREME & MAXI GRIP



- Star Extreme is ideal for use in extreme winter conditions. With reinforced links and welded wear bars, for demanding use on snow and ice. Ideal for snow plowing.
- Maxi Grip is constructed in the popular 12 MM size, and offers both durability and added protection for tires. Ideal for use on construction sites.
- Equipped with tightening rails to keep the chain snug to the tires.



STAR EXTREME



MAXI GRIP

TIRE SIZE	5/16" - 8 MM		3/8" - 9.5 MM		15/32" - 12 MM	
	STOCK NUMBER	WT/ PR (LBS)	STOCK NUMBER	WT/ PR (LBS)	STOCK NUMBER	WT/ PR (LBS)
14.00-24	VESE140024-8	212	VESE140024-9.5	305	-	-
17.5-25	-	-	VESE17525-9.5	331	-	-
20.5-25	-	-	-	-	VESE20525-12	636
23.5-25	-	-	-	-	VESE23525-12	726
26.5-25	-	-	-	-	VESE26525-12	862

TIRE SIZE	15/32" - 12 MM	
	STOCK NUMBER	WT/ PR (LBS)
23.5-25	VEMG23525-12	1100
26.5-25	VEMG26525-12	1381
29.5-25	VEMG29525-12	1768

NORDIC™ SUPER GRIP STUDDED



TIGHTENERS
ARE SOLD SEPARATELY
SUGGESTED PART # BY
TIRE SIZE ON PAGES 60-61



- FOR PLOWS, GRADERS, SCRAPERS & LOADERS
- AGGRESSIVE TRACTION FOR EXTREME CONDITIONS
- PREMIUM ALLOY STEEL FOR MAXIMUM STRENGTH
- STUDDED LINK WITH EXTRA HARD TIPS
- CONTINUOUS PATTERN PROVIDES EXCELLENT TRACTION IN ALL DIRECTIONS FOR STUDS TO DIG INTO TERRAIN

TIRE SIZE	3/8"- 10 MM		7/16"- 11 MM		17/32"- 13.5 MM	
	STOCK NUMBER	WT/ PR (LBS)	STOCK NUMBER	WT/ PR (LBS)	STOCK NUMBER	WT/ PR (LBS)
14.00-24; 16.9-24; 17.5L-24	2915NSG-10	250	-	-	-	-
17.5-25; 16.00-20	-	-	2924NSG-11	320	2924NSG-13	440
20.5-25; 550/65-25; 555/70-25	-	-	2933NSG-11	368	2933NSG-13	496
23.5-25	-	-	2945NSG-11	467	2945NSG-13	595

LOADER / GRADER



MORE CHAIN STYLES & FITMENTS AVAILABLE ON OUR WEBSITE: WWW.QUALITYCHAINCORP.COM
EMAIL: INFO@QUALITYCHAINCORP.COM OR CALL US DIRECT: (503) 614-9664 / CA & NV CUSTOMERS CALL: (916) 409-0408

TRYGG SMT FLEXI



TRYGG

- A PERFECT FIT WITHOUT THE USE OF TOOLS
- SMT FLEXI USES STEEL ENHANCED WITH BORON, NICKEL, CHROMIUM AND MANGANESE; FULLY HARDENED FOR MAXIMUM DURABILITY
- 10 MM HOOKS AND 8 MM SIDE CHAIN
- **OPTIONAL TIGHTENING RAIL AVAILABLE, PART #TR336030**
- **EXTENSION KITS AVAILABLE, SEE PAGE 112**

5/16" - 8 MM

TIRE SIZE	STOCK NUMBER	WT/ PR (LBS)
14.00-24; 14.9-24; 380/85-24	TR602903	165
14.5-20; 360/80-20; 365/80-20	TR602904	143
405/70-18; 400/70-20; 405/70-20; 375/75-20	TR602907	156
14.00-24; 420/70-24; 440/65-28; 445/70-24; 460/70-24	TR602910	187
17.5-25; 19.5L-24; 495/70-24; 500/70-24; 16.00-20	TR602911	213



3/8" - 9.5 MM

TIRE SIZE	STOCK NUMBER	WT/ PR (LBS)
16.00-24; 16.00-25; 440/80-28	TR603901	262
13.00-24; 13.00-25; 13.6-28; 14.00-20; 14.9-24; 15.5-25	TR603903	216
14.00-24; 14.00-25	TR603906	222
14.5-20; 375/75-20; 400/70-18; 405/70-18	TR603907	183
20.5-25	TR603908	273
17.5-25; 16.00-20	TR603911	233



SMT FLEXI LINK
PART # TR335508

TIGHTENING RAIL
PART # TR336030

TRYGG SMT

- GREAT FOR USE IN SNOW CLEARING, FORESTRY AND CONSTRUCTION
- OVERSIZED STUDS INCREASE GRIP AND LAST LONGER
- SMT PATTERN HOLDS THE CHAIN ON TOP OF THE TIRE LUGS, KEEPING THE STUDS IN CONSTANT CONTACT WITH THE TERRAIN
- SMT COMBO FITS MORE THAN ONE TIRE SIZE



TRYGG

3/8" - 9.5 MM 7/16" - 11 MM 1/2" - 13 MM 5/8" - 16 MM

TIRE SIZE	STOCK NUMBER	WT/ PR (LBS)	STOCK NUMBER	WT/ PR (LBS)	STOCK NUMBER	WT/ PR (LBS)	STOCK NUMBER	
14-17.5	TR603092	171	-	-	-	-	-	-
14.00-24	TR603780	213	TR605780	276	-	-	-	-
16.00-24	TR603781	224	TR605781	308	TR606781	442	-	-
15-19.5	TR603110	150	-	-	-	-	-	-
17.5-25	-	-	TR605762	277	TR606762	379	-	-
20.5-25	-	-	TR605764	330	TR606764	425	-	-
20.5-25L5	-	-	-	-	TR606765	453	-	-
23.5-25	-	-	-	-	TR606766	480	TR608766	812
23.5-25L5	-	-	-	-	-	-	TR608767	865



LOADER / GRADER

SMT COMBO

TIRE SIZE	STOCK NUMBER	INCHES	MM	WEIGHT/ PR (LBS)
20.5-25; 18.00-25	TR608965	5/8"	16	717
23.5-25; 18.00-25L5	TR608968	5/8"	16	860
26.5-25; 26.5-25L5; 29.5-25	TR608969	5/8"	16	932

TIGHTENERS
ARE SOLD SEPARATELY
SUGGESTED PART # BY
TIRE SIZE ON PAGES 60-61

TRYGG SWISS FLEXI

- GREAT FOR SNOW PLOWS
- COMBINES THE COMFORT OF A LIGHT CHAIN WITH THE SUPERIOR GRIP OF SUPER HARDENED WEAR BARS
- EXCELLENT CONTROL AND LONG SERVICE LIFE
- AVAILABLE IN 8 MM AND 11.5 MM
- TENSIONING CHAIN AND MOUNTING INSTRUCTIONS INCLUDED
- **EXTENSION KITS AVAILABLE, SEE PAGE 112**

⚠️ LENGTH MAY NEED TO BE ADJUSTED ACCORDING TO INSTRUCTIONS WHEN MOUNTING FOR THE FIRST TIME



5/16" - 8 MM

TIRE SIZE	STOCK NUMBER	WT/ PR (LBS)
13.6-28; 14.75/80-20	TR570921	244
405/70-20; 365/80-20; 375/75-20 355/80-20; 360/80-20; 405/70-18	TR570926	205
395/85-20	TR570930	227
14.00-24; 14.00-25; 16.9-24; 15.5-25 385/95-25; 420/70-24; 420/85-24 440/65-28; 440/70-24; 445/70-24	TR570945	316

29/64" - 11.5 MM

TIRE SIZE	STOCK NUMBER	WT/ PR (LBS)
14.00-24; 14.00-25; 15.5-25	TR570760	370
17.5-25; 16.00-20; 385/95-25	TR570762	382
16.00-24; 16.00-25	TR570781	404
20.5-25; 550/65-25	TR570764	470
23.5-25	TR570766	527
26.5-25	TR570768	614
29.5-25	TR570772	804



SWISS FLEXI CLOSE-UP

TRYGG GROUSER

- THE ULTIMATE IN SNOW-CLEARING TRACTION AND OPERATING COMFORT
- DROP FORGED GROUSERS WITH 10 MM RINGS
- WIDE ROUNDED BASE REDUCES TIRE WEAR
- GROUSERS ARE SHAPED TO THE RINGS SO THEY CAN'T LAY DOWN
- TIGHTENING RAIL INCLUDED

TIRE SIZE	STOCK NUMBER	WEIGHT PER PAIR (LBS)
14.00-24	TR503040	249
17.5-25 385/95-25	TR503050	253
20.5-25	TR503051	344
23.5-25	TR503052	395



GROUSER REPAIR KIT
PART # TR520110



GROUSER CLOSE-UP

LOADER / GRADER



MORE CHAIN STYLES & FITMENTS AVAILABLE ON OUR WEBSITE: WWW.QUALITYCHAINCORP.COM
EMAIL: INFO@QUALITYCHAINCORP.COM OR CALL US DIRECT: (503) 614-9664 / CA & NV CUSTOMERS CALL: (916) 409-0408

TRYGG LYNX

- MADE FOR CONSTRUCTION & SNOW CLEARING USE
- HEAVY DROP FORGED GROUSERS WITH THREE STUD PROFILE
- PATTERN CONNECTED WITH 13 MM RINGS
- SAME AS BEAVER, IN A MORE OPEN PATTERN




TIRE SIZE	STOCK NUMBER	WEIGHT / PR (LBS)
17.5-25; 14.00-24; 16.00-20	TR506050	460
20.5-25; 525/80-25	TR506051	506
23.5-25; 605/80-25	TR506052	601
23.5-25L5	TR506067	585
26.5-25	TR506068	629
26.5-25L5	TR506069	634



BEAVER / LYNX CLOSE-UP

TRYGG BEAVER

- MADE FOR CONSTRUCTION & FORESTRY USE
- HEAVY DROP FORGED GROUSERS WITH THREE STUD PROFILE
- PATTERN CONNECTED WITH 13 MM RINGS
- LOW LINK PROFILE FITS MACHINES WITH NARROW SPACE BETWEEN TIRES AND FENDERS
- TIGHT PATTERN OFFERS MOST COVERAGE AND HELPS PREVENT TIRE DAMAGE AND WEAR



LOADER / GRADER

TIRE SIZE	STOCK NUMBER	WEIGHT / PR (LBS)
17.5-25; 16.00-20	TR505041	539
20.5-25	TR505051	625
23.5-25	TR505061	871
23.5-25L5	TR505062	876
26.5-25	TR505068	1063
26.5-25L5	TR505069	1041
29.5-25	TR505772	1144
29.5-25L5	TR505773	1380

FORKLIFT



PLEASE NOTE: This is only a guide. Actual fitments and clearances may vary. Please check prior to use.



Quality Chain Corp. suggests that you check your vehicle owner's manual for information about the use of tire chains.

TIRE SIZE	LIGHT WEIGHT SQUARE 4-LINK <i>2100/3100FLSL</i>	ROUND TWIST 2-LINK <i>1400-2</i>	SQUARE LINK 2-LINK <i>1400-2SL</i>	FORKLIFT CABLE <i>1400</i>	TRYGG HELENE <i>TR414000</i>	SUGGESTED TIGHTENERS <i>0200</i>
	Page 71	Page 72	Page 72	Page 72	Page 73	Pgs. 110-111
250x15	2129FLSL	1408-2	1408-2SL	1400-15	TR414380	0216 / 0273
300x15	3129FLSL	1409-2	1409-2SL	1400-15	TR414490	0216 / 0273
6.00x9	-	1401-2	1401-2SL	-	-	0213 / 0272
6.50x10	2108FLSL	1401-2	1401-2SL	1400-12	-	0213 / 0272
7x14	-	1401-2	1401-2SL	-	-	0213 / 0272
7.00x12	2110FLSL	1403-2	1403-2SL	1400-12	TR414320	0213 / 0272
7.00x15	2116FLSL	1404-2	1404-2SL	1400-15	TR414330	0217 / 0272
7.50x15	-	1405-2	1405-2SL	1400-15	-	0216 / 0273
7.50x16	-	1409-2	1409-2SL	1400-15	-	0216 / 0273
8.15x15	2116FLSL	1407-2	1407-2SL	1400-15	-	0217 / 0272
8.25x15	2128FLSL	1405-2	1405-2SL	1400-15	TR414345	0216 / 0273
9.00-20	2141SL	-	-	2341		0218 / 0273
10.00-20	2145SL	-	-	2345		0218 / 0273
11.00-20	2151SL	-	-	2351		0218 / 0273
12.00-20	3161SL	-	3161SL-2	QV896		0218 / 0273
20x15	-	1405-2	1405-2SL	1400-15	-	0213 / 0272
21x7x15	-	1401-2	1401-2SL	1400-12	-	0213 / 0272
21x8x9	-	1401-2	1401-2SL	1400-12	-	0213 / 0272
21x8x15	-	1401-2	1401-2SL	1400-12	-	0213 / 0272
23x10x12	-	1407-2	1407-2SL	1400-15	-	0213 / 0272
28x8x15	-	1404-2	1404-2SL	1400-15	-	0217 / 0272
28x9x15	2116FLSL	1403-2	1403-2SL	1400-12	TR414370	0217 / 0272
28x12x15	-	1409-2	1409-2SL	1400-15	-	0217 / 0272
28x12.50-15	3129FLSL	1409-2	1409-2SL	1400-15	-	0217 / 0272
29x8x15	2116FLSL	1403-2	1403-2SL	1400-12	TR414370	0217 / 0272
30x8x15	-	1409-2	1409-2SL	1400-15	-	0217 / 0272
180/85-12	-	1403-2	1403-2SL	1400-12	-	0213 / 0272
250/70-15	-	1405-2	1405-2SL	1400-15	TR414380	0217 / 0272

LIGHT WEIGHT SQUARE LINK



- ECONOMY FORKLIFT CHAIN WITH THE STRENGTH OF 5.5MM SQUARE LINK ALLOY
- GREAT FOR OUTDOOR / LOT USE, NOT RECOMMENDED FOR CONCRETE FLOORS
- REVERSIBLE, CAN BE RUN ON BOTH SIDES
- 4-LINK SPACING, **ALSO AVAILABLE IN 2-LINK SPACING (ADD -2 TO PART #)**



TIRE SIZE	4-LINK STOCK NUMBER	WEIGHT / PR (LBS)	CROSS CHAIN	WIRE SIZE
6.50-10	2108FLSL	15	6221SL	5.5 MM
7.50-10; 7.00-12; 25x8.50-14	2110FLSL	19		
7.00-15; 28x9-15; 29x8-15; 8.15-15	2116FLSL	20		
250-15; 27x10.50-15	2129FLSL	22	6225SL	
8.25-15	2128FLSL	28	6229SL	
300-15; 28x12.50-15	3129FLSL	27		

TIGHTENERS ARE SOLD SEPARATELY
SUGGESTED PART # BY TIRE SIZE ON PAGE 71

ROUND TWIST

- ROUND TWIST LADDER STYLE CHAIN
- 2-LINK SPACING
- CARBON STEEL



TIRE SIZE	2-LINK STOCK NUMBER	WEIGHT / PR (LBS)	CROSS CHAIN	WIRE SIZE
6.5x10; 21x8x9; 21x7x15; 21x8x15	1401-2	33	6250	7 MM
7.00x12; 28x9x15; 29x8x15; 180/85-12	1403-2	55	6255	8 MM
7.00x15; 28x8x15	1404-2	53	6256	
7.50x15; 8.25x15; 20x15	1405-2	66		
8.15x15; 23x10x12	1407-2	58	6260	
250x15	1408-2	79	6256	7 MM
7.50x16; 28x12x15; 30x8x15; 300x15	1409-2	59	6254	

HEAVY DUTY SQUARE LINK

- SQUARE LINK LADDER STYLE CHAIN
- 2-LINK SPACING
- ALLOY STEEL FOR HEAVY DUTY APPLICATIONS
- GREAT FOR OUTDOOR USE, NOT RECOMMENDED FOR CONCRETE FLOORS




TIRE SIZE	2-LINK STOCK NUMBER	WEIGHT / PR (LBS)	CROSS CHAIN	WIRE SIZE
6.5x10; 21x8x9; 21x7x15; 21x8x15	1401-2SL	37	6251SL	7 MM
7.00x12; 28x9x15; 29x8x15; 180/85-12	1403-2SL	57	6255SL	8 MM
7.00x15; 28x8x15	1404-2SL	56	6260SL	
7.50x15; 8.25x15; 20x15	1405-2SL	71		
8.15x15; 23x10x12	1407-2SL	60	6260SL	
250x15	1408-2SL	78	6253SL	7 MM
7.50x16; 28x12x15; 30x8x15; 300x15	1409-2SL	63		

TIGHTENERS ARE SOLD SEPARATELY SUGGESTED PART # BY TIRE SIZE ON PAGE 71

UNIVERSAL FORKLIFT CABLE

- CABLE CHAIN FOR FORKLIFTS THAT HAVE LIMITED CLEARANCE
- AVAILABLE IN TWO WIDTHS (12" & 15")
- CUT THE LENGTH TO CUSTOM FIT YOUR TIRE
- TWICE THE NUMBER OF CROSS CABLES FOR BETTER COVERAGE AND A SMOOTHER RIDE
- GREAT OPTION FOR INDOOR/OUTDOOR USE

RUBBER TIGHTENERS (PART # 0213) AND 8" CABLE CUTTER INCLUDED. 1 PAIR PER BAG



TIRE SIZE	STOCK NUMBER	WEIGHT / PR (LBS)	WIDTH (INCHES)	CROSS CHAIN	LENGTH (INCHES)	CAN SHORTEN TO (INCHES)
6.5x10; 7.00x12; 21x8x9; 28x9x15; 29x8x15; 21x8x15; 180/85-12	1400-12	19	12"	8860	84"	44"
250x15; 7.00x15; 7.50x15; 7.50x16; 8.15x15; 8.25x15; 20x15	1400-15	27	15"	8862	96"	51"
23x10x12; 28x8x15; 30x8x15						

TRYGG HELENE

- VERSATILE CHAIN FOR FORKLIFTS
- DIAMOND PATTERN PROVIDES MANEUVERABILITY AND GRIP
- WEAR BARS WELDED ON ALL FACING LINKS
- GENTLER ON CONCRETE AND ASPHALT THAN STUDDED CHAINS
- ALLOY STEEL



TRYGG



FORKLIFT

TIRE SIZE	STOCK NUMBER	WEIGHT / PR (LBS)	WIRE SIZE
7.00-12	TR414320	55	7 MM
7.00-15	TR414330	50	
8.25-15	TR414345	60	
29x8x15; 28x9x15	TR414370	55	
250x15; 250/70-15	TR414380	57	
300x15	TR414490	70	



WEAR BAR CLOSE-UP



TIGHTENERS
ARE SOLD SEPARATELY
SUGGESTED PART #
BY TIRE SIZE ON PAGE 71



SKID STEER / TELEHANDLER



PLEASE NOTE: This is only a guide. Actual fitments and clearances may vary. Please check prior to use.



Quality Chain Corp. suggests that you check your vehicle owner's manual for information about the use of tire chains.

TIRE SIZE	ROUND TWIST	SQUARE LINK	SQUARE LINK H-PATTERN	NORDIC STUDDDED	TRYGG SMT	TRYGG SAFETY GRIP	SUGGESTED TIGHTENERS
	1500-2	1500HDSL-2	1500MT	1500STUDDDED-2	TR602900	TR513100	0200
	Page 76	Page 76	Page 77	Page 77	Page 78	Page 78	Pgs. 110-111
10x16.5	1501-2	1501HDSL-2	1501MT	1501STUDDDED-2	TR602908	TR513179	0216 / 0273
12x16.5	1502-2	1502HDSL-2	1502MT	1502STUDDDED-2	TR602908	TR513179	0216 / 0273
12.0-18	1503-2	1503HDSL-2	-	1503STUDDDED-2	TR602909	-	0216 / 0273
12.5/70-16	1502-2	1502HDSL-2	-	1502STUDDDED-2	-	-	0216 / 0273
14x17.5	1503-2	1503HDSL-2	1503MT	1503STUDDDED-2	TR603092	TR513387	0216 / 0273
15-19.5	1504-2	1504HDSL-2	-	1504STUDDDED-2	TR603110	TR513388	0216 / 0273
15/625	1504-2	1504HDSL-2	-	1504STUDDDED-2	TR603110	TR513388	0216 / 0273
18-19.5	2615-2	6515-2	-	2915-2	-	TR513396	0218 / 0273
18/625	1504-2	1504HDSL-2	-	1504STUDDDED-2	-	-	0218 / 0273
27x10.50-15	1500-2	1500HDSL-2	-	1500STUDDDED-2	-	-	0216 / 0273
31x5x9	1501-2	1501HDSL-2	-	1501STUDDDED-2	-	-	0216 / 0273
31x6x10	1501-2	1501HDSL-2	-	1501STUDDDED-2	-	-	0216 / 0273
31/10-20	1501-2	1501HDSL-2	-	1501STUDDDED-2	-	-	0216 / 0273
31x12.50-16.5	1502-2	1502HDSL-2	-	1502STUDDDED-2	-	-	0216 / 0273
31x13-16.5	1502-2	1502HDSL-2	-	1502STUDDDED-2	-	TR513179	0216 / 0273
31x15.5-15	1502-2	1502HDSL-2	1502MT	1502STUDDDED-2	TR602909	TR513305	0216 / 0273
33x6x10	1502-2	1502HDSL-2	-	1502STUDDDED-2	-	-	0216 / 0273
33x6x11	1502-2	1502HDSL-2	-	1502STUDDDED-2	-	-	0216 / 0273
33x7x11	1503-2	1503HDSL-2	-	1503STUDDDED-2	-	-	0216 / 0273
33/12-20	1502-2	1502HDSL-2	1502MT	1502STUDDDED-2	-	-	0216 / 0273
33x12.50-16.5	1502-2	1502HDSL-2	1502MT	1502STUDDDED-2	-	-	0216 / 0273
33x15.5-16.5	1503-2	1503HDSL-2	1503MT	1503STUDDDED-2	-	TR513305	0216 / 0273
36/14-20	1503-2	1503HDSL-2	1503MT	1503STUDDDED-2	-	TR513305	0216 / 0273
39x15-22.5	1507-2	1507HDSL-2	-	1507STUDDDED-2	-	-	0218 / 0273
260/70-16.5	1501-2	1501HDSL-2	1501MT	1501STUDDDED-2	TR602908	TR513179	0216 / 0273
265/70-16.5	1501-2	1501HDSL-2	1501MT	1501STUDDDED-2	TR602908	TR513179	0216 / 0273
300/75-15	1502-2	1502HDSL-2	-	1502STUDDDED-2	-	-	0216 / 0273
305/70-16.5	1502-2	1502HDSL-2	1502MT	1502STUDDDED-2	TR602908	TR513179	0216 / 0273
315/55-20	1502-2	1502HDSL-2	1502MT	1502STUDDDED-2	-	-	0216 / 0273
315/95-28	2612-2	6512-2	-	2912-2	-	-	0220 / 0273
320/65-16.5	1502-2	1502HDSL-2	-	1502STUDDDED-2	-	-	0216 / 0273
355/55D625	1507-2	1507HDSL-2	-	1507STUDDDED-2	-	-	0216 / 0273
355/70-17.5	1503-2	1503HDSL-2	1503MT	1503STUDDDED-2	-	TR513387	0216 / 0273
360/85-20	2615-2	6515-2	6515MT	2915-2	-	-	0218 / 0273
360/85-28	2615-2	6515-2	6515MT	2915-2	-	-	0220 / 0273
370/75-28	1508-2	1508HDSL-2	-	1508STUDDDED-2	-	-	0220 / 0273
385/65-19.5	1504-2	1504HDSL-2	-	1504STUDDDED-2	-	-	0216 / 0273
400/75-28	1509-2	1509HDSL-2	-	1509STUDDDED-2	-	-	0220 / 0273
405/70-18	1504-2	1504HDSL-2	-	1504STUDDDED-2	TR602907	TR513396	0218 / 0273
405/70-20	1504-2	1504HDSL-2	-	1504STUDDDED-2	TR602907	TR513396	0218 / 0273
445/50D710	2615-2	6515-2	6515MT	2915-2	-	-	0218 / 0273
445/65-19.5	2615-2	6515-2	6515MT	2915-2	-	TR513396	0218 / 0273



SKID STEER



ROUND TWIST

- ROUND TWIST LADDER STYLE DESIGNED FOR INDUSTRIAL EQUIPMENT
- 2-LINK SPACING OFFERS BETTER TIRE COVERAGE AND A SMOOTHER RIDE
- CARBON STEEL



2-LINK SPACING



4-LINK SPACING

TIRE SIZE	2-LINK STOCK NUMBER	WEIGHT / PR (LBS)	4-LINK STOCK NUMBER	WEIGHT / PR (LBS)	CROSS CHAIN	WIRE SIZE
27x10.50-15	1500-2	66	1500	34	6260	8 MM
10x16.5; 31/10-20; 31x6x10; 31x5x9; 260/70-16.5	1501-2	63	1501	37		
12x16.5; 31x15.5-15; 31x13-16.5; 305/70-16.5; 33/12-20	1502-2	73	1502	43		
33x6x11; 33x6x10						
14x17.5; 36/14-20; 33x7x11; 33x15.5-16.5; 355/70-17.5	1503-2	88	1503	53	6268	
355/55D625; 39x15-22.5	1507-2	98	1507	61	7215	
370/75-28	1508-2	134	1508	87		
405/70-20; 15-19.5; 18/625; 385/65-19.5; 18/625	1504-2	130	1504	80		
400/75-28	1509-2	151	1509	95		

SQUARE LINK

- SQUARE LINK LADDER STYLE DESIGNED FOR INDUSTRIAL EQUIPMENT
- 2-LINK SPACING OFFERS BETTER COVERAGE & INCREASED TRACTION
- ALLOY STEEL PROVIDES MORE TRACTION AND A LONGER LIFE THAN CARBON

TIGHTENERS ARE SOLD SEPARATELY
SUGGESTED PART # BY TIRE SIZE ON PAGE 75



2-LINK SPACING



4-LINK SPACING

TIRE SIZE	2-LINK STOCK NUMBER	WEIGHT / PR (LBS)	4-LINK STOCK NUMBER	WEIGHT / PR (LBS)	CROSS CHAIN	WIRE SIZE
27x10.50-15	1500HDSL-2	81	1500HDSL	45	6260SL	8 MM
10x16.5; 31/10-20; 31x6x10; 31x5x9; 260/70-16.5	1501HDSL-2	75	1501HDSL	44	6263SL	
12x16.5; 31x15.5-15; 31x13-16.5; 305/70-16.5; 33/12-20	1502HDSL-2	87	1502HDSL	52		
33x6x11; 33x6x10						
14x17.5; 36/14-20; 33x7x11; 33x15.5-16.5; 355/70-17.5	1503HDSL-2	95	1503HDSL	58	6268SL	
355/55D625; 39x15-22.5	1507HDSL-2	136	1507HDSL	70	7215SL	
370/75-28	1508HDSL-2	147	1508HDSL	93		
405/70-20; 15-19.5; 18/625; 385/65-19.5; 18/625	1504HDSL-2	139	1504HDSL	86		
400/75-28	1509HDSL-2	166	1509HDSL	102		

MAXTRACK H-PATTERN

- FOR SKID STEER, TELEHANDLER AND MAN LIFT
- ALLOY STEEL FOR INCREASED STRENGTH
- SQUARE LINKS FOR IMPROVED TRACTION
- H-PATTERN PREVENTS CHAIN FROM FALLING INTO DEEP TIRE LUGS



**TIGHTENERS
ARE SOLD SEPARATELY
SUGGESTED PART #
BY TIRE SIZE ON PAGE 75**

TIRE SIZE	STOCK NUMBER	WEIGHT / PR (LBS)	CROSS CHAIN	WIRE SIZE
10x16.5; 260/70-16.5; 265/70-16.5	1501MT	58	8914	7 MM
12x16.5; 305/70-16.5; 33/12-20; 31x15.50-15	1502MT	70		
14x17.5; 355/70-17.5; 36/14-20; 33x15.50-16.5	1503MT	71		

NORDIC™ STUDDED

- STUDDED LINKS FOR THE MOST CHALLENGING OFF-ROAD APPLICATIONS
- BORON ENHANCED ALLOY STEEL
- 2-LINK SPACING OFFERS BETTER TIRE COVERAGE & INCREASED TRACTION



2-LINK SPACING



4-LINK SPACING

TIRE SIZE	2-LINK STOCK NUMBER	WEIGHT / PR (LBS)	4-LINK STOCK NUMBER	WEIGHT / PR (LBS)	CROSS CHAIN	WIRE SIZE
27x10.50-15	1500STUDDDED-2	85	1500STUDDDED	52	6923	8 MM
10x16.5; 31/10-20; 31x6x10; 31x5x9; 260/70-16.5	1501STUDDDED-2	92	1501STUDDDED	57		
12x16.5; 31x15.5-15; 31x13-16.5; 305/70-16.5	1502STUDDDED-2	111	1502STUDDDED	66		
33/12-20; 33x6x11; 33x6x10	1503STUDDDED-2	117	1503STUDDDED	76	6926	
14x17.5; 36/14-20; 33x7x11; 33x15.5-16.5; 355/70-17.5	1507STUDDDED-2	127	1507STUDDDED	82		
355/55D625; 39x15-22.5	1508STUDDDED-2	171	1508STUDDDED	107		
370/75-28	1504STUDDDED-2	176	1504STUDDDED	102	7915	
405/70-20; 15-19.5; 18/625; 385/65-19.5; 18/625	1509STUDDDED-2	218	1509STUDDDED	122		
400/75-28						

TRYGG SMT FLEXI



TRYGG

- STUDDED LINKS FOR EXTREME TRACTION IN OFF-ROAD APPLICATIONS
- ALLOY STEEL ENHANCED WITH BORON, NICKEL, CHROMIUM AND MANGANESE
- FULLY HARDENED FOR MAXIMUM DURABILITY
- 10 MM HOOKS AND 8 MM SIDE CHAIN
- A PERFECT FIT WITHOUT THE USE OF TOOLS
- CAN BE CUSTOM FIT TO YOUR TIRE WHETHER BRAND NEW OR WORN DOWN

EXTENSION KITS AVAILABLE, SEE PAGE 112



5/16" - 8 MM

TIRE SIZE	STOCK NUMBER	WEIGHT / PR (LBS)
405/70-18; 405/70-20	TR602907	156
10-16.5; 12-16.5; 260/70-16.5	TR602908	108
12.0-18; 31x15.5-15	TR602909	146

3/8" - 9.5 MM

TIRE SIZE	STOCK NUMBER	WEIGHT / PR (LBS)
14-17.5	TR603092	171
15/625; 15x19.5	TR603110	150
405/70-18; 405/70-20	TR603907	183

TRYGG SAFETY GRIP

- TRYGG SAFETY GRIP 7 MM IS A VERSATILE CHAIN SUITABLE FOR ALL APPLICATIONS
- PERFECT FOR ON-ROAD SERVICE AND YARD WORK
- LIGHT WEIGHT, WHICH MAKES FREQUENT MOUNTING AND DISMOUNTING EASIER
- WEAR BARS ON EVERY OTHER LINK INCREASE GRIP AND PROLONG SERVICE LIFE
- HARD SPINNING MAY DAMAGE THE CHAIN

⚠ TRYGG SAFETY GRIP 7 MM IS MADE TO FIT SEVERAL DIFFERENT TIRE SIZES. IT IS NORMAL FOR THE USER TO HAVE TO CUT THE CHAIN TO GET A PROPER FIT.



9/32" - 7 MM

TIRE SIZE	STOCK NUMBER	WEIGHT / PR (LBS)
10-16.5; 12-16.5; 33x13-16.5; 260/70-16.5	TR513179	57
31x15.5-15; 33x15.5-16.5; 36x13.5-15; 36/14-20	TR513305	64
14-17.5	TR513387	71
15-19.5	TR513388	78
405/70-18; 405/70-20	TR513396	75



TRYGG

TIGHTENERS ARE SOLD SEPARATELY
SUGGESTED PART # BY TIRE SIZE ON PAGE 75

PATTERN CLOSE-UP

SKID STEER



ATV / UTV



PLEASE NOTE: This is only a guide. Actual fitments and clearances may vary. Please check prior to use.



Quality Chain Corp. suggests that you check your vehicle owner's manual for information about the use of tire chains.

TIRE SIZE	4-LINK V-BAR LADDER <i>ATV</i>	2-LINK V-BAR LADDER <i>ATV-2</i>	U-GRIP DIAMOND PATTERN <i>ATV-DB</i>	TRYGG ALL TERRAIN 6 <i>TR425200</i>	SUGGESTED TIGHTENERS <i>0200</i>
	Page 82	Page 82	Page 82	Page 82	Pgs. 110-111
20x10x9	ATV-A	ATV-A-2	ATV-DBA	-	0213 / 0272
20x11x9	ATV-A	ATV-A-2	ATV-DBA	-	0213 / 0272
21x9x12	ATV-A	ATV-A-2	ATV-DBA	-	0213 / 0272
21x10x8	ATV-A	ATV-A-2	ATV-DBA	-	0213 / 0272
22x7x10	ATV-A	ATV-A-2	ATV-DBA	-	0213 / 0272
22x7x11	ATV-A	ATV-A-2	ATV-DBA	-	0213 / 0272
22x8x12	ATV-A	ATV-A-2	ATV-DBA	TR425220	0213 / 0272
22x9x8	ATV-A	ATV-A-2	ATV-DBA	-	0213 / 0272
22x9x10	ATV-A	ATV-A-2	ATV-DBA	-	0213 / 0272
22x9x11	ATV-A	ATV-A-2	ATV-DBA	-	0213 / 0272
22x10x8	ATV-A	ATV-A-2	ATV-DBA	-	0213 / 0272
22x10x9	ATV-A	ATV-A-2	ATV-DBA	-	0213 / 0272
22x10x10	ATV-A	ATV-A-2	ATV-DBA	TR425220	0213 / 0272
22x11x8	ATV-A	ATV-A-2	ATV-DBA	TR425220	0217 / 0272
22x11x9	ATV-A	ATV-A-2	ATV-DBA	TR425220	0217 / 0272
23x7x10	ATV-A	ATV-A-2	ATV-DBA	-	0213 / 0272
23x8x10	ATV-A	ATV-A-2	ATV-DBA	TR425220	0213 / 0272
23x8x11	ATV-A	ATV-A-2	ATV-DBA	TR425220	0213 / 0272
23x8x12	ATV-A	ATV-A-2	ATV-DBA	TR425220	0213 / 0272
23x8.5x12	ATV-A	ATV-A-2	ATV-DBA	TR425220	0213 / 0272
23x10x10	ATV-A	ATV-A-2	ATV-DBA	TR425220	0217 / 0272
23x10x12	ATV-A	ATV-A-2	ATV-DBA	TR425220	0217 / 0272
23x10.5x12	ATV-A	ATV-A-2	ATV-DBA	TR425220	0217 / 0272
23x11x10	ATV-A	ATV-A-2	ATV-DBA	-	0217 / 0272
24x8x11	ATV-A	ATV-A-2	ATV-DBA	TR425220	0213 / 0272
24x8x12	ATV-A	ATV-A-2	ATV-DBA	TR425220	0213 / 0272
24x9x10	ATV-B	ATV-B-2	ATV-DBB	TR425220	0217 / 0272
24x9x11	ATV-B	ATV-B-2	ATV-DBB	TR425220	0217 / 0272
24x9x12	ATV-B	ATV-B-2	ATV-DBB	TR425220	0217 / 0272
24x10x11	ATV-B	ATV-B-2	ATV-DBB	TR425230	0217 / 0272
24x10x12	ATV-B	ATV-B-2	ATV-DBB	TR425230	0217 / 0272
24x11x9	ATV-C	ATV-C-2	ATV-DBB	TR425230	0216 / 0273
24x11x10	ATV-C	ATV-C-2	ATV-DBB	TR425230	0216 / 0273
24x11x12	ATV-C	ATV-C-2	ATV-DBB	TR425230	0216 / 0273
24x11.5x10	ATV-C	ATV-C-2	ATV-DBB	TR425230	0216 / 0273
24x12x12	ATV-C	ATV-C-2	-	TR425240	0216 / 0273
24x13x9	ATV-C	ATV-C-2	-	-	0216 / 0273
24x14x12	2829	2829-2	-	-	0216 / 0273
25x8x12	ATV-B	ATV-B-2	ATV-DBA	TR425220	0217 / 0272
25x8.5x12	ATV-B	ATV-B-2	ATV-DBA	TR425220	0217 / 0272
25x9x12	ATV-B	ATV-B-2	ATV-DBA	TR425230	0217 / 0272
25x10x10	ATV-C	ATV-C-2	ATV-DBB	TR425230	0216 / 0273
25x10x11	ATV-C	ATV-C-2	ATV-DBB	TR425230	0216 / 0273
25x10x12	ATV-C	ATV-C-2	ATV-DBB	TR425230	0216 / 0273
25x10.5x12	ATV-C	ATV-C-2	ATV-DBD	TR425230	0216 / 0273
25x11x9	ATV-C	ATV-C-2	ATV-DBD	TR425240	0216 / 0273
25x11x10	ATV-C	ATV-C-2	ATV-DBD	TR425240	0216 / 0273
25x11x12	ATV-C	ATV-C-2	ATV-DBD	TR425240	0216 / 0273
25x12x9	ATV-C	ATV-C-2	ATV-DBC	TR425240	0216 / 0273
25x12x10	ATV-C	ATV-C-2	ATV-DBC	TR425240	0216 / 0273
25x12x12	ATV-C	ATV-C-2	ATV-DBC	TR425240	0216 / 0273
25x12.5x10	ATV-D	ATV-D-2	ATV-DBC	TR425250	0216 / 0273
25x12.5x12	ATV-D	ATV-D-2	ATV-DBC	TR425250	0216 / 0273
26x8x12	ATV-B	ATV-B-2	ATV-DBB	TR425225	0217 / 0272
26x8x14	ATV-B	ATV-B-2	ATV-DBB	TR425225	0217 / 0272
26x9x12	ATV-C	ATV-C-2	ATV-DBD	TR425240	0216 / 0273
26x9x14	ATV-C	ATV-C-2	ATV-DBD	TR425240	0216 / 0273
26x10x12	ATV-C	ATV-C-2	ATV-DBD	TR425240	0216 / 0273
26x10x14	ATV-C	ATV-C-2	ATV-DBD	TR425240	0216 / 0273
26x10.5x12	ATV-C	ATV-C-2	ATV-DBD	TR425250	0216 / 0273
26x11x12	ATV-D	ATV-D-2	ATV-DBC	TR425250	0216 / 0273




PLEASE NOTE: This is only a guide. Actual fitments and clearances may vary. Please check prior to use.



Quality Chain Corp. suggests that you check your vehicle owner's manual for information about the use of tire chains.

TIRE SIZE	4-LINK V-BAR LADDER <i>ATV</i>	2-LINK V-BAR LADDER <i>ATV-2</i>	U-GRIP DIAMOND PATTERN <i>ATV-DB</i>	TRYGG ALL TERRAIN 6 <i>TR425200</i>	SUGGESTED TIGHTENERS <i>0200</i>
	Page 82	Page 82	Page 82	Page 82	Pgs. 110-111
26x11x14	ATV-D	ATV-D-2	ATV-DBC	TR425250	0216 / 0273
26x12x12	ATV-D	ATV-D-2	ATV-DBD	TR425250	0217 / 0272
27x8.5x15	ATV-D	ATV-D-2	ATV-DBD	TR425250	0217 / 0272
27x9x12	ATV-D	ATV-D-2	ATV-DBD	TR425250	0217 / 0272
27x9x14	ATV-D	ATV-D-2	ATV-DBD	TR425250	0217 / 0272
27x9.5x14	ATV-D	ATV-D-2	ATV-DBD	TR425250	0217 / 0272
27x10x12	ATV-D	ATV-D-2	ATV-DBD	TR425250	0216 / 0273
27x11x12	ATV-D	ATV-D-2	ATV-DBD	TR425250	0217 / 0272
27x11x14	ATV-D	ATV-D-2	ATV-DBD	TR425250	0217 / 0272
27x12x12	ATV-D	ATV-D-2	ATV-DBF	TR425250	0217 / 0272
28x9x14	ATV-D	ATV-D-2	ATV-DBD	-	0216 / 0273
28x10x12	ATV-D	ATV-D-2	ATV-DBD	-	0216 / 0273
28x10x14	ATV-D	ATV-D-2	ATV-DBD	-	0216 / 0273
28x10x15	ATV-D	ATV-D-2	ATV-DBD	-	0216 / 0273
28x11x14	ATV-D	ATV-D-2	ATV-DBD	-	0216 / 0273
28x12x12	ATV-D	ATV-D-2	ATV-DBF	TR425255	0216 / 0273
29x9x14	ATV-D	ATV-D-2	-	-	0216 / 0273
29x11x14	2829	2829-2	-	-	0216 / 0273
30x8x14	2829	2829-2	-	-	0216 / 0273
30x9x14	2829	2829-2	-	-	0216 / 0273
30x9.5x14	2829	2829-2	-	-	0216 / 0273
30x9.5x15	2829	2829-2	-	-	0216 / 0273
30x10x14	2829	2829-2	-	TR425340	0216 / 0273
30x10x15	2829	2829-2	-	TR425340	0216 / 0273
30x11x14	2828	2828-2	-	TR425340	0216 / 0273
30x11x15	2828	2828-2	-	TR425340	0216 / 0273
31x8.5x14	3827	-	-	-	0216 / 0273
31x9.5x14	3827	-	-	-	0216 / 0273
31x9.5x15	3827	-	-	-	0216 / 0273
31x10x14	3828	3828-2	-	-	0216 / 0273
32x9.5x14	3828	3828-2	-	-	0216 / 0273
32x9.5x15	3828	3828-2	-	-	0216 / 0273
32x10x14	3828	3828-2	-	-	0216 / 0273
32x10x15	3828	3828-2	-	-	0216 / 0273
32x11x15	3829	3829-2	-	-	0216 / 0273
32x12x15	3828	3828-2	-	-	0216 / 0273
33x9.5x15	3829	3829-2	-	-	0216 / 0273
33x10x15	3829	3829-2	-	-	0216 / 0273
33x12x15	3829	3829-2	-	TR425356	0216 / 0273
34x9.5x14	3829	3829-2	-	-	0216 / 0273
34x10x15	3829	3829-2	-	-	0216 / 0273
35x9.5x15	3829	3829-2	-	-	0216 / 0273
35x10x14	3831	3831-2	-	-	0216 / 0273
35x10x15	3831	3831-2	-	-	0216 / 0273
35x11x15	3831	3831-2	-	-	0216 / 0273
37x10x15	3835	-	-	-	0216 / 0273
240/75-10	ATV-B	ATV-B-2	ATV-DBB	TR425230	0217 / 0272
290/65-10	ATV-C	ATV-C-2	ATV-DBD	TR425240	0217 / 0272
270/60-12	ATV-C	ATV-C-2	ATV-DBB	TR425240	0216 / 0273



ATV / UTV

ATV & UTV

V-BAR

- LADDER STYLE WITH ICE BREAKERS
- 2-LINK AND 4-LINK SPACING

U-GRIP

- DIAMOND PATTERN WITH U-SHAPED STUDS
- PACKED 1 PAIR PER BAG



4-LINK V-BAR



2-LINK V-BAR




U-GRIP

4-LINK V-BAR		2-LINK V-BAR		CROSS CHAIN	WIRE SIZE	U-GRIP DIAMOND		WIRE SIZE
STOCK NUMBER	WT/ PR (LBS)	STOCK NUMBER	WT/ PR (LBS)			STOCK NUMBER	WT/ PR (LBS)	
ATV-A	14	ATV-A-2	24	5824	5.3 MM	ATV-DBA	30	5.75 MM
ATV-B	15	ATV-B-2	26					
ATV-C	17	ATV-C-2	29					
ATV-D	20	ATV-D-2	37	6825	5.5 MM	ATV-DBD	34	
2828	32	2828-2	55					
2829	27	2829-2	49	6853	7 MM	ATV-DBE	33	
3827	37	-	-					
3828	40	3828-2	65					
3829	40	3829-2	70	6859		ATV-DBF	36	
3831	45	3831-2	68					
3835	48	-	-					

TIGHTENERS ARE SOLD SEPARATELY
SUGGESTED PART #
 BY TIRE SIZE ON PAGES 80-81

TRYGG ALL TERRAIN 6

- OVERSIZED STUDS PENETRATE ICE AND FROZEN GROUND
 - FULL FLOATING DIAMOND PATTERN PROTECTS AGAINST TIRE WEAR
- PACKED 1 PAIR PER BAG



STOCK NUMBER	WT/ PR (LBS)	WIRE SIZE
TR425220	28	5.5 MM
TR425225	28	
TR425230	28	
TR425240	31	
TR425250	33	
TR425255	37	
TR425340	46	6 MM
TR425356	54	



STUDED

ATV / UTV

FORESTRY



TRYGG TROLL



- TRYGG TROLL IS DESIGNED WITH LARGER GAUGE LINKS AND STUDS AROUND THE CROWN OF THE TIRE WHERE THE PRESSURE AND CONTACT IS THE GREATEST
- STIFF MESH PATTERNS MINIMIZE MOVEMENT AND KEEP STUDS VERTICAL
- DEEP CASE HARDENED ALLOY STEEL ENSURES DURABILITY AND LONG SERVICE LIFE

SHACKLE TIGHTENERS
ARE SOLD SEPARATELY

PART # 0296
SEE PAGES 110-111

7/8" - 22 MM SINGLE DIAMOND

TIRE SIZE	STOCK NUMBER	WEIGHT PER PAIR (LBS)
30.5-32	TR628971	1458
35.5-32	TR628982	1882

7/8" - 22 MM DOUBLE DIAMOND

TIRE SIZE	STOCK NUMBER	WEIGHT PER PAIR (LBS)
30.5-32	TR628571	1823
780/50-28.5	TR628573	1527
35.5-32	TR628582	2242



SINGLE DIAMOND



DOUBLE DIAMOND

CENTER DIAMOND
7/8" - 22 MM LINKS
1" - 25 MM STUDS

SHOULDER DIAMOND
3/4" - 19 MM LINKS
7/8" - 22 MM STUDS



FORESTRY



MORE CHAIN STYLES & FITMENTS AVAILABLE ON OUR WEBSITE: WWW.QUALITYCHAINCORP.COM
EMAIL: INFO@QUALITYCHAINCORP.COM OR CALL US DIRECT: (503) 614-9664 / CA & NV CUSTOMERS CALL: (916) 409-0408

- SMT PATTERN HOLDS THE CHAIN ON TOP OF THE TIRE LUGS, KEEPING THE STUDS IN CONSTANT CONTACT WITH THE TERRAIN
- **OPTIONAL TIGHTENING RAIL AVAILABLE, PART #TR336040**

5/8" - 16 MM

TIRE SIZE	STOCK NUMBER	WEIGHT / PR (LBS)
23.1-26; 18.4-34	TR608965	717
24.5-32; 28L-26	TR608968	860
30.5-32	TR608969	932

**SHACKLE TIGHTENERS
ARE SOLD SEPARATELY**

PART # 0296
SEE PAGES 110-111



SMT STUDDED PATTERN CLOSE-UP



FORESTRY



MORE TRYGG FORESTRY OPTIONS AVAILABE, CALL FOR DETAILS



NORDIC™ SKIDDER



RING STYLE

- ALLOY STEEL 16 MM OR 18 MM CONNECTING LINKS & 28 MM RINGS

TIGHT RING STYLE

- RINGS SPACED CLOSER TOGETHER FOR BETTER CONTINUAL TRACTION
- 16 MM, 18 MM OR 25 MM CONNECTING LINKS WITH 28 MM RINGS

NET STYLE

- ALLOY STEEL 16 MM OR 18 MM STUDDED CROSS PATTERNS THAT FORM A NET OVER THE TIRE

SHACKLE TIGHTENERS
ARE SOLD SEPARATELY
PART # 0296
SEE PAGES 110-111



NR - NORDIC RING



NTR - NORDIC TIGHT RING



NN - NORDIC NET

5/8" - 16 MM

NORDIC RING

NORDIC TIGHT RING

NORDIC NET

TIRE SIZE	STOCK NUMBER	WT PER PAIR (LBS)	STOCK NUMBER	WT PER PAIR (LBS)	STOCK NUMBER	WT PER PAIR (LBS)
23.1-26	NR231-16	662	NTR231-16	960	NN231-16	970
24.5-32; 28L-26	NR245-16	899	-	-	NN245-16	1015
30.5-32	NR305-16	991	-	-	NN305-16	1250

11/16" - 18 MM

TIRE SIZE	STOCK NUMBER	WT PER PAIR (LBS)	STOCK NUMBER	WT PER PAIR (LBS)	STOCK NUMBER	WT PER PAIR (LBS)
24.5-32; 28L-26	NR245-18	1023	NTR245-18	1237	NN245-18	1250
30.5-32	NR305-18	1152	NTR305-18	1267	NN305-18	1545
35.5-32	NR355-18	1255	-	-	NN355-18	1650

1" - 25 MM

TIRE SIZE	STOCK NUMBER	WT/ PR (LBS)	STOCK NUMBER	WT/ PR (LBS)	STOCK NUMBER	WT/ PR (LBS)
30.5-32	-	-	NTR305-25	1980	-	-
35.5-32	-	-	NTR355-25	2180	-	-
73x44x32	-	-	NTR730-25	2104	-	-

FORESTRY



NORDIC™ DOUBLE DIAMOND U-GRIP



- INCREDIBLE DURABILITY DUE TO OUR UNIQUE HEAT TREATMENT PROCESS AND LARGE MATERIAL SIZE
- TOP MOUNTED U-STUDS MAXIMIZE TRACTION AND PREVENT THE CHAIN FROM ROLLING OVER
- DDU CHAINS ARE GREAT FOR OPERATORS LOOKING FOR OPTIMAL TRACTION AND WEAR LIFE
- DOUBLE DIAMOND PATTERN FORMS A NET OVER THE TIRE PROVIDING EXCELLENT COVERAGE
- 19 MM LINKS WITH 20 MM U STUDS



U-GRIP CLOSE-UP

3/4" - 19 MM DDU - DOUBLE DIAMOND

TIRE SIZE	STOCK NUMBER	WT / PR(LBS)
30.5-32	DDU3053234	1460
35.5-32	DDU3553234	1636



NORDIC IMPACT
INSTALLATION TOOL
SOLD SEPARATELY

PART # 2506HD
SEE PAGE 90

SHACKLE TIGHTENERS
ARE SOLD SEPARATELY

PART # 0296
SEE PAGES 110-111



FORESTRY

NORDIC™ GENESIS TRACKS

THE GENESIS TRACK SYSTEM WAS DESIGNED TO
MAXIMIZE OPERATIONAL EFFICIENCY WHILE
REDUCING COSTS AND MINIMIZING DOWNTIME.

THE FULLY FORGED 32 MM CONNECTING LINKS
OFFER UNMATCHED DEPENDABILITY AND WEAR LIFE.

GENESIS TRACKS CAN TACKLE ANY
TERRAIN YOU THROW AT THEM.



NOKIAN FOREST KING F2

TIRE SIZE	STOCK NUMBER	GROUSER PROFILE	WEIGHT PER PAIR (LBS)
710/45-26.5	MT710/45-3231	MOUNTAIN MT86	4920
750/55-26.5	MT750/55-3231	MOUNTAIN MT86	5840
780/50-28.5	MT780/50-3231	MOUNTAIN MT86	5840

KITS AVAILABLE FOR SINGLE WHEEL CONVERSION - CALL FOR DETAILS

CONNECTOR PART #'S:

KONNECT-125
125 MM



KONNECT-175
175 MM



KONNECT-225
225 MM



GENESIS TRACK
INSTALLATION TOOL
INCLUDED

PART # 2508-MT86
SEE PAGE 90



TRYGG BALDER SINGLE WHEEL TRACKS



- STEEP SLOPE RUNNER
- CLIMBING GRIP AND STABILITY ON RUGGED MOUNTAINS
- POWERS THROUGH SNOW, MUD AND ICE
- EXTENDS LIFE OF WORN TIRES
- OUTLASTS CHAIN BY UP TO DOUBLE THE HOURS
- MADE OF BORON ENHANCED ALLOY STEEL



TRYGG

BALDER SKID SINGLE WHEEL

TIRE SIZE	STOCK NUMBER	CROSS BAR LENGTH (IN)	GROUSER PROFILE	WEIGHT PER PAIR (LBS)
30.5-32	TR670072	38"	26 MM - 1" DOUBLE CLEAT	3024
35.5-32	TR670083	44"	26 MM - 1" DOUBLE CLEAT	3261



CROSSBAR WITH RAISED RIDGE

THREE REMOVABLE CROSSBARS ALLOW THE OPERATOR TO KEEP THE TIGHTNESS ADJUSTED PROPERLY AS THE TIRES AND TRACKS WEAR OVER TIME



DOUBLE CLEATS ON EVERY CROSSBAR
1-3/4" X 7/8" X 1-3/8"



TRACK LOCK
8 TRACK LOCKS INCLUDED

- 671110 - SMALL TRACK LOCK
- 671120 - MEDIUM TRACK LOCK
- 671130 - LARGE TRACK LOCK



TRYGG BALDER TRACK
INSTALLATION TOOL
INCLUDED

PART # TR671425
SEE PAGE 90



FORESTRY

INSTALLATION TOOLS & TIGHTENER

STOCK NUMBER	APPLICATION	STANDARD PACKAGING	WEIGHT PER PKG (LBS)
TR350100	TRYGG Skidder Installation Tool - Extends to 17.5"	1 EACH	9
TR350106	TRYGG Skidder Impact Installation Tool with Grease Zerk - Extends to 15"		
2506HD	Nordic Skidder Impact Installation Tool - Extends to 15"		15
TR671425	TRYGG Balder Track Installation Tool - Extends to 35"		30
2508-MT86	Genesis Track Installation Tool - Extends to 17.5"		27
HTT-TOOL	Mechanical Track Tensioner - Extends to 26.5"	1 PAIR	38
0296	Link Shackle Tightener		26



FORESTRY

TRACTOR





PLEASE NOTE: This is only a guide. Actual fitments and clearances may vary. Please check prior to use.

NOTE: We can custom build most chains if a size or part number is not listed in this fitment chart. Call or visit www.qualitychaincorp.com for more info.



Quality Chain Corp. suggests that you check your vehicle owner's manual for information about the use of tire chains.

TRACTOR

TIRE SIZE	ROUND TWIST <i>0800</i>	SQUARE LINK <i>0800SL</i>	DUO GRIP H-PATTERN <i>DUO200</i>	DUO GRIP H-PATTERN V-BAR <i>DUO200V</i>	LIGHT WT ALLOY DUO H-PATTERN <i>DUO200-7</i>	TRYGG SWISS FLEXI <i>TR570000</i>	TRYGG SMT FLEXI <i>TR602000</i> <i>TR603000</i>	TRYGG SAFETY GRIP <i>TR513000</i>	TRYGG FAST TRAC <i>TR581000</i>	SUGGESTED TIGHTENERS <i>0200</i>
	Page 96	Page 96	Page 97	Page 97	Page 97	Page 98	Page 99	Page 100	Page 100	Pgs. 110-111
7.50-18	0836	0836SL	DUO239	DUO239V	DUO239-7	-	-	TR513179	-	0216 / 0273
7.50-20	0836	0836SL	DUO239	DUO239V	DUO239-7	-	-	-	-	0216 / 0273
8.3-16	3227	3127RHD	-	-	-	-	-	-	-	0216 / 0273
8.3-24	0822	-	-	-	-	-	TR602905	TR513179	-	0216 / 0273
9.5-16	0829	0829SL	-	-	-	-	-	-	-	0216 / 0273
9.5-18	0822	-	-	-	-	-	-	-	-	0216 / 0273
9.5-20	0832	0832SL	DUO214	-	DUO214-7	-	TR602905	-	-	0216 / 0273
9.5-24	0832	0832SL	DUO214	-	DUO214-7	-	TR602905	-	-	0218 / 0273
9.5-28	0836	0836SL	DUO214	-	DUO214-7	-	-	-	-	0218 / 0273
9.5-32	0838	0838SL	DUO226	-	DUO226-7	-	-	-	-	0218 / 0273
9.5-48	-	-	DUO236	-	DUO236-7	-	-	-	-	0294
10/75-15.5	1501	1501HDSL	-	-	-	-	TR602908	TR513302	-	0216 / 0273
10-16.5	1501	1501HDSL	-	-	-	-	TR602908	TR513179	-	0216 / 0273
10-32	-	-	DUO218	-	DUO218-7	-	-	-	-	0218 / 0273
10-38	-	-	DUO232	-	DUO232-7	-	-	-	-	0218 / 0273
10.5/80-18	0832	0832SL	-	-	-	-	-	TR513302	-	0216 / 0273
11.00-16	0822	-	-	-	-	-	-	-	-	0218 / 0273
11-28	-	-	DUO218	-	DUO218-7	-	-	-	-	0218 / 0273
11-36	-	-	DUO232	-	DUO232-7	-	-	-	-	0220 / 0273
11-38	-	-	DUO232	-	DUO232-7	-	-	-	-	0220 / 0273
11.2-16	-	-	DUO214	-	DUO214-7	-	-	TR513305	TR581040	0216 / 0273
11.2-24	0838	0838SL	DUO226	-	DUO226-7	TR570926	TR602902	TR513387	TR581035	0218 / 0273
11.2-28	0838	0838SL	DUO229	-	DUO229-7	TR570921	TR602902	TR513512	TR581035	0218 / 0273
11.2-32	-	-	DUO218	-	DUO218-7	-	-	-	-	0220 / 0273
11.2-34	0846	-	DUO224	-	DUO224-7	-	-	-	-	0294
11.2-36	0846	-	DUO224	-	DUO224-7	-	-	-	-	0294
11.2-38	0862	-	DUO232	-	DUO232-7	-	-	-	-	0294
11.2-44	-	-	DUO236	-	DUO236-7	-	-	-	-	0294
12-28	-	-	DUO242	DUO242V	DUO242-7	-	-	-	-	0218 / 0273
12-36	-	-	DUO246	DUO246V	DUO246-7	-	-	-	-	0294
12-16.5	1502	1502HDSL	-	-	-	-	TR602908	TR513179	-	0216 / 0273
12.4-16	0836	0836SL	DUO239	DUO239V	DUO239-7	-	-	TR513305	TR581040	0216 / 0273
12.4-24	0859	0859SL	DUO242	DUO242V	DUO242-7	TR570921	TR603910	TR513512	TR581035	0220 / 0273
12.4-28	0856	-	DUO218	-	DUO218-7	TR570921	TR603910	TR513512	TR581035	0220 / 0273
12.4-34	0876	-	DUO262	DUO262V	-	-	-	-	-	0220 / 0273
12.4-36	0862	-	DUO232	-	DUO232-7	-	TR603904	-	-	0294
12.4-38	0862	-	DUO232	-	DUO232-7	-	TR603904	-	-	0294
12.4-40	-	-	DUO246	DUO246V	DUO246-7	-	-	-	-	0294
12.4-42	0866	-	DUO246	DUO246V	DUO246-7	-	-	-	-	0294
12.5-18	0836	0836SL	DUO210	-	DUO210-7	TR570926	TR602909	TR513387	-	0218 / 0273
12.5/80-18	0836	0836SL	DUO210	-	DUO210-7	-	TR602906	-	-	0216 / 0273
12.5/80-20	0852	0852SL	DUO239	DUO239V	DUO239-7	-	TR602906	-	-	0218 / 0273
12.5-20	0856	-	DUO229	-	DUO229-7	-	TR602904	TR513387	-	0218 / 0273
13.5-16.1	0838	0838SL	DUO214	-	DUO214-7	-	-	-	-	0218 / 0273
13.6-16	0850	-	-	-	-	TR570926	TR602904	TR513387	TR581040	0216 / 0273
13.6-24	0856	-	DUO240	DUO240V	DUO240-7	TR570921	TR603910	TR513512	TR581035	0220 / 0273
13.6-26	0858	0858SL	DUO240	DUO240V	DUO240-7	-	-	-	-	0220 / 0273
13.6-28	0859	0859SL	DUO242	DUO242V	DUO242-7	TR570921	TR603903	TR513522	TR581035	0220 / 0273
13.6-36	0866	-	DUO246	DUO246V	DUO246-7	-	TR603904	-	-	0294
13.6-38	0866	-	DUO246	DUO246V	DUO246-7	-	TR603904	-	-	0294
13.9-36	0866	-	DUO246	DUO246V	DUO246-7	-	-	-	-	0294
14-17.5	1503	1503HDSL	-	-	-	-	TR603092	TR513387	-	0216 / 0273
14.5-20	0858	0858SL	-	-	-	-	TR603907	TR513388	-	0218 / 0273
14.9-24	0859	0859SL	DUO242	DUO242V	DUO242-7	-	TR602903	TR513522	TR581030	0220 / 0273
14.9-26	0869	0869SL	DUO250	DUO250V	DUO250-7	-	TR603903	TR513399	-	0220 / 0273
14.9-28	0869	0869SL	DUO250	DUO250V	DUO250-7	-	TR603906	TR513399	TR581020	0294



PLEASE NOTE: This is only a guide. Actual fitments and clearances may vary. Please check prior to use.

NOTE: We can custom build most chains if a size or part number is not listed in this fitment chart. Call or visit www.qualitychaincorp.com for more info.



Quality Chain Corp. suggests that you check your vehicle owner's manual for information about the use of tire chains.



TRACTOR

TIRE SIZE	ROUND TWIST 0800	SQUARE LINK 0800SL	DUO GRIP H-PATTERN DUO200	DUO GRIP H-PATTERN V-BAR DUO200V	LIGHT WT ALLOY DUO H-PATTERN DUO200-7	TRYGG SWISS FLEXI TR570000	TRYGG SMT FLEXI TR602000 TR603000	TRYGG SAFETY GRIP TR513000	TRYGG FAST TRAC TR581000	SUGGESTED TIGHTENERS 0200
	Page 96	Page 96	Page 97	Page 97	Page 97	Page 98	Page 99	Page 100	Page 100	Pgs. 110-111
14.9-30	0876	-	DUO252	DUO252V	DUO252-7	-	TR603906	TR513399	TR581020	0294
14.9-38	0871	-	DUO254	-	-	-	TR603901	-	TR581020	0294
14.9-46	-	-	DUO256	DUO256V	-	-	-	-	-	0296
15-19.5 R4 TIRE	0859	0859SL	DUO239	DUO239V	DUO239-7	-	TR603110	TR513388	-	0218 / 0273
15-22.5	0852	0852SL	-	-	-	-	-	-	-	0218 / 0273
15.5-38	0879	0879SL	DUO270	DUO270V	-	-	TR603901	-	TR581020	0294
16.9-24	0874	0874SL	DUO262	DUO262V	-	TR570945	TR603906	TR513399	TR581020	0218 / 0273
16.9-26	0876	-	DUO262	DUO262V	-	-	TR603906	TR513399	TR581020	0294
16.9-28 R1-R4	0876	-	DUO262	DUO262V	-	-	TR603901	-	TR581020	0294
16.9-30	0877	0877SL	DUO266	DUO266V	-	-	TR603901	-	TR581020	0294
16.9-32	0877	0877SL	DUO266	DUO266V	-	-	-	-	-	0294
16.9-34	0879	0879SL	DUO270	DUO270V	-	-	TR603901	-	TR581020	0294
16.9-38	0880	-	DUO272	DUO272V	-	-	TR603902	-	TR581015	0296
16.9-46	-	-	DUO256	DUO256V	-	-	-	-	-	0296
17.5L-24	0874	0874SL	DUO262	DUO262V	-	-	TR603911	-	-	0220 / 0273
18.4-16.1	0881	-	DUO264	DUO264V	-	-	-	-	-	0218 / 0273
18.4-24	0883	0883SL	DUO268	DUO268V	-	-	-	-	-	0220 / 0273
18.4-26	0883	0883SL	DUO268	DUO268V	-	-	TR603901	-	TR581020	0294
18.4-28	0884	-	DUO269	DUO269V	-	-	-	-	-	0294
18.4-30	0885	0885SL	DUO271	DUO271V	-	-	TR603901	-	TR581015	0294
18.4-34	0887	0887SL	DUO273	DUO273V	-	-	TR603902	-	TR581015	0294
18.4-38	0889	0889SL	DUO272	DUO272V	-	-	TR603909	-	TR581015	0296
18.4-42	0894	0894SL	DUO277	DUO277V	-	-	-	-	-	0296
18.4-46	-	-	DUO277	DUO277V	-	-	-	-	-	0296
19.5L-24	0883	0883SL	DUO268	DUO268V	-	-	TR603911	TR513313	-	0220 / 0273
19.5L-28	0876	-	DUO262	DUO262V	-	-	-	-	-	0294
19.5L-30	0877	0877SL	DUO266	DUO266V	-	-	-	-	-	0294
20.5-46	-	-	DUO286	-	-	-	-	-	-	0296
20.8-34	0890	-	DUO272	DUO272V	-	-	-	-	-	0296
20.8-38	0892	-	DUO276	-	-	-	-	-	TR581010	0296
20.8-42	-	-	DUO286	-	-	-	-	-	TR581010	0296
21L-24	0885	0885SL	DUO271	DUO271V	-	-	-	-	-	0294
21L-28	0891	-	DUO281	-	-	TR570764	TR603908	-	-	0294
21.5-16	0882	0882SL	-	-	-	-	-	-	-	0218 / 0273
21.5L-16.1	0882	0882SL	-	-	-	-	-	-	-	0218 / 0273
23.1-26	0891	-	DUO280	-	-	-	TR608965	-	-	0294
23.1-28	-	-	DUO280	-	-	-	-	-	-	0294
23.1-30	0893	-	DUO281	-	-	-	-	-	TR581010	0294
23.1-34	0895	-	DUO282	-	-	-	-	-	-	0296
24.5-32	-	-	DUO278	-	-	-	-	-	-	0296
36x13.50-15	0836	0836SL	DUO210	-	DUO210-7	-	-	TR513305	-	0216 / 0273
40/19-19.5	-	-	DUO264	DUO264V	-	-	-	-	-	0218 / 0273
41/14-20	0858	0858SL	DUO240	DUO240V	DUO240-7	-	TR602904	TR513388	-	0218 / 0273
43/16-20	0852	0852SL	DUO239	DUO239V	DUO239-7	-	TR602907	TR513396	TR581030	0218 / 0273
44x18.00-20	0874	0874SL	-	-	-	-	-	TR513397	-	0218 / 0273
250/75-16	1501	1501HDSL	-	-	-	-	TR602908	-	-	0216 / 0273
260/70-16.5	1501	1501HDSL	-	-	-	-	TR602908	-	-	0216 / 0273
320/65-18	0836	0836SL	DUO239	DUO239V	DUO239-7	-	-	-	-	0216 / 0273
360/70-18	0838	0838SL	-	-	-	-	-	-	-	0218 / 0273
365/70-18	0838	0838SL	-	-	-	TR570926	-	TR513387	-	0218 / 0273
280/80-18	1503	1503HDSL	-	-	-	-	-	-	-	0216 / 0273
335/80-18	0836	0836SL	DUO210	-	DUO210-7	TR570926	TR602909	TR513387	-	0218 / 0273
340/80-18	0836	0836SL	DUO210	-	DUO210-7	TR570926	-	TR513387	-	0218 / 0273
300/70-20	0832	0832SL	DUO214	-	DUO214-7	-	TR602906	TR513387	-	0218 / 0273
360/70-20	0838	0838SL	DUO218	-	DUO218-7	TR570926	TR602904	TR513387	TR581035	0218 / 0273
400/70-20	0858	0858SL	-	-	-	-	TR603907	TR513396	-	0218 / 0273

MORE CHAIN STYLES & FITMENTS AVAILABLE ON OUR WEBSITE: WWW.QUALITYCHAINCORP.COM

EMAIL: INFO@QUALITYCHAINCORP.COM OR CALL US DIRECT: (503) 614-9664 / CA & NV CUSTOMERS CALL: (916) 409-0408





PLEASE NOTE: This is only a guide. Actual fitments and clearances may vary. Please check prior to use.

NOTE: We can custom build most chains if a size or part number is not listed in this fitment chart. Call or visit www.qualitychaincorp.com for more info.



Quality Chain Corp. suggests that you check your vehicle owner's manual for information about the use of tire chains.

TIRE SIZE	ROUND TWIST 0800	SQUARE LINK 0800SL	DUO GRIP H-PATTERN DUO200	DUO GRIP H-PATTERN V-BAR DUO200V	LIGHT WT ALLOY DUO H-PATTERN DUO200-7	TRYGG SWISS FLEXI TR570000	TRYGG SMT FLEXI TR602000 TR603000	TRYGG SAFETY GRIP TR513000	TRYGG FAST TRAC TR581000	SUGGESTED TIGHTENERS 0200
	Page 96	Page 96	Page 97	Page 97	Page 97	Page 98	Page 99	Page 100	Page 100	Pgs. 110-111
340/80-20	0852	0852SL	DUO239	DUO239V	DUO239-7	-	-	-	-	0218 / 0273
320/85-20	0838	0838SL	DUO218	-	DUO218-7	TR570926	-	TR513387	-	0218 / 0273
420/65-24	0859	0859SL	DUO242	DUO242V	DUO242-7	-	TR603905	TR513397	TR581030	0220 / 0273
440/65-24	0858	0858SL	DUO240	DUO240V	DUO240-7	-	TR603905	TR513397	TR581030	0220 / 0273
540/65-24	0874	0874SL	-	-	-	-	-	TR513313	TR581025	0294
320/70-24	0838	0838SL	DUO226	-	DUO226-7	TR570926	TR602902	TR513387	TR581035	0218 / 0273
360/70-24	0852	0852SL	DUO242	DUO242V	DUO242-7	TR570921	TR603907	TR513512	TR581030	0220 / 0273
380/70-24	0858	0858SL	DUO240	DUO240V	DUO240-7	TR570930	TR603907	TR513397	TR581030	0220 / 0273
400/70-24	0858	0858SL	DUO240	DUO240V	DUO240-7	-	-	-	-	0220 / 0273
420/70-24	0869	0869SL	DUO250	DUO250V	DUO250-7	TR570945	TR603905	TR513397	TR581030	0294
440/70-24	0874	0874SL	DUO262	DUO262V	-	TR570945	TR603905	TR513397	-	0220 / 0273
445/70-24	0874	0874SL	DUO262	DUO262V	-	TR570945	TR603905	-	-	0220 / 0273
460/70-24	0874	0874SL	DUO262	DUO262V	-	TR570945	TR602910	TR513397	-	0220 / 0273
480/70-24	0874	0874SL	DUO262	DUO262V	-	-	TR603911	TR513313	TR581025	0294
495/70-24	0883	0883SL	DUO268	DUO268V	-	-	TR603911	TR513313	-	0294
500/70-24	0883	0883SL	DUO268	DUO268V	-	-	TR603911	TR513313	-	0294
540/70-24	0885	0885SL	DUO271	DUO271V	-	-	-	-	-	0294
400/80-24	0859	0859SL	DUO242	DUO242V	DUO242-7	-	TR603905	TR513397	TR581030	0220 / 0273
440/80-24	0874	0874SL	DUO262	DUO262V	-	TR570945	TR603906	-	TR581020	0218 / 0273
240/85-24	0832	0832SL	DUO214	-	DUO214-7	-	TR602905	-	-	0218 / 0273
280/85-24	0838	0838SL	DUO226	-	DUO226-7	TR570926	TR602902	TR513387	TR581035	0218 / 0273
320/85-24	0852	0852SL	DUO242	DUO242V	DUO242-7	TR570921	TR603910	TR513512	TR581035	0218 / 0273
340/85-24	0858	0858SL	DUO240	DUO240V	DUO240-7	TR570921	TR603907	TR513512	TR581035	0218 / 0273
380/85-24	0859	0859SL	DUO242	DUO242V	DUO242-7	-	TR603903	TR513399	TR581030	0220 / 0273
420/85-24	0874	0874SL	DUO262	DUO262V	-	TR570945	TR603906	TR513399	TR581030	0220 / 0273
540/65-26	0876	-	DUO262	DUO262V	-	-	-	-	-	0294
420/70-26	0876	-	DUO262	DUO262V	-	-	-	-	-	0294
480/70-26	-	-	DUO262	DUO262V	-	-	-	TR513399	-	0294
520/70-26	0883	0883SL	DUO268	DUO268V	-	-	-	-	-	0294
480/80-26	0883	0883SL	DUO268	DUO268V	-	-	-	-	-	0294
420/85-26	0876	-	DUO262	DUO262V	-	-	TR603906	TR513399	TR581020	0294
460/85-26	0883	0883SL	DUO268	DUO268V	-	-	-	-	TR581025	0294
420/65-28	0856	-	DUO218	-	DUO218-7	-	-	-	-	0220 / 0273
440/65-28	0859	0859SL	DUO242	DUO242V	DUO242-7	TR570945	TR603905	TR513399	TR581030	0294
480/65-28	0869	0869SL	DUO250	DUO250V	DUO250-7	-	TR603911	TR513399	TR581020	0294
540/65-28	0876	-	DUO262	DUO262V	-	-	-	-	TR581025	0294
600/65-28	0895	-	DUO282	-	-	-	-	-	TR581010	0294
320/70-28	0838	0838SL	DUO229	-	DUO229-7	TR570921	-	TR513512	TR581035	0220 / 0273
360/70-28	0856	-	DUO218	-	DUO218-7	TR570921	-	TR513522	TR581030	0220 / 0273
380/70-28	0859	0859SL	DUO242	DUO242V	DUO242-7	-	TR603903	TR513397	TR581030	0220 / 0273
480/70-28	0876	-	DUO262	DUO262V	-	-	-	-	TR581020	0294
420/80-28	0869	0869SL	DUO250	DUO250V	DUO250-7	-	-	-	-	0294
440/80-28	0884	-	DUO269	DUO269V	-	-	TR603901	-	TR581020	0220 / 0273
320/85-28	0856	-	DUO218	-	DUO218-7	TR570921	TR603910	TR513512	TR581035	0220 / 0273
340/85-28	0859	0859SL	DUO242	DUO242V	DUO242-7	TR570921	TR603903	TR513522	TR581030	0220 / 0273
380/85-28	0869	0869SL	DUO250	DUO250V	DUO250-7	-	TR603906	TR513399	TR581020	0294
420/85-28	0876	-	DUO262	DUO262V	-	-	TR603901	-	TR581020	0294
540/65-30	0889	0889SL	DUO272	DUO272V	-	-	TR603908	TR513551	TR581015	0294
420/70-30	0876	-	DUO252	DUO252V	DUO252-7	TR570945	TR603906	TR513399	TR581020	0294
480/70-30	0877	0877SL	DUO266	DUO266V	-	-	TR603908	-	TR581015	0294
520/70-30	0885	0885SL	DUO271	DUO271V	-	-	TR603908	-	TR581015	0296
620/70-30	0892	-	-	-	-	-	-	-	-	0294
620/75-30	0893	-	DUO281	-	-	-	-	-	TR581010	0294
380/85-30	0876	-	DUO252	DUO252V	DUO252-7	-	TR603906	TR513399	TR581020	0220 / 0273
420/85-30	0877	0877SL	DUO266	DUO266V	-	-	TR603901	-	TR581020	0294
460/85-30	0885	0885SL	DUO271	DUO271V	-	-	TR603901	-	-	0294



PLEASE NOTE: This is only a guide. Actual fitments and clearances may vary. Please check prior to use.

NOTE: We can custom build most chains if a size or part number is not listed in this fitment chart. Call or visit www.qualitychaincorp.com for more info.



Quality Chain Corp. suggests that you check your vehicle owner's manual for information about the use of tire chains.



TRACTOR

TIRE SIZE	ROUND TWIST 0800	SQUARE LINK 0800SL	DUO GRIP H-PATTERN DUO200	DUO GRIP H-PATTERN V-BAR DUO200V	LIGHT WT ALLOY DUO H-PATTERN DUO200-7	TRYGG SWISS FLEXI TR570000	TRYGG SMT FLEXI TR602000 TR603000	TRYGG SAFETY GRIP TR513000	TRYGG FAST TRAC TR581000	SUGGESTED TIGHTENERS 0200
	Page 96	Page 96	Page 97	Page 97	Page 97	Page 98	Page 99	Page 100	Page 100	Pgs. 110-111
480/85-30	-	-	-	-	-	-	-	-	-	0294
420/90-30	0877	0877SL	DUO266	DUO266V	-	-	-	-	-	0294
650/75-32	-	-	DUO278	-	-	-	-	-	-	0296
230/90-32	-	-	DUO226	-	DUO226-7	-	-	-	-	0218 / 0273
210/95-32	0856	-	DUO240	DUO240V	DUO240-7	-	-	-	-	0218 / 0273
230/95-32	0856	-	DUO226	-	DUO226-7	-	-	-	-	0218 / 0273
540/65-34	0885	0885SL	DUO271	DUO271V	-	-	TR603908	-	TR581015	0294
600/65-34	0887	0887SL	DUO273	DUO273V	-	-	TR606766	-	TR581010	0296
480/70-34	0879	0879SL	DUO270	DUO270V	-	-	TR603902	-	TR581015	0294
500/70-34	0879	0879SL	DUO270	DUO270V	-	-	-	-	-	0296
520/70-34	0887	0887SL	DUO273	DUO273V	-	-	TR603909	-	TR581015	0296
620/75-34	0895	-	DUO282	-	-	-	-	-	-	0296
320/85-34	0876	-	DUO262	DUO262V	-	-	-	-	-	0220 / 0273
380/85-34	0879	0879SL	DUO266	DUO266V	-	-	-	-	-	0294
385/85-34	0885	0885SL	DUO271	DUO271V	-	-	-	-	-	0220 / 0273
420/85-34	0879	0879SL	DUO270	DUO270V	-	-	TR603902	-	TR581020	0294
460/85-34	0887	0887SL	DUO273	DUO273V	-	-	TR603902	-	TR581015	0294
480/85-34	0887	0887SL	DUO273	DUO273V	-	-	-	-	-	0294
290/95-34	0876	-	DUO262	DUO262V	-	-	-	-	-	0220 / 0273
320/95-34	0876	-	DUO262	DUO262V	-	-	-	-	-	0220 / 0273
320/85-36	0877	0877SL	DUO266	DUO266V	-	-	TR603904	-	-	0294
340/85-36	0885	0885SL	DUO271	DUO271V	-	-	TR603904	-	-	0220 / 0273
210/95-36	0856	-	DUO218	-	DUO218-7	-	-	-	-	0220 / 0273
270/95-36	0876	-	DUO262	DUO262V	-	-	-	-	-	0220 / 0273
540/65-38	0880	-	DUO272	DUO272V	-	-	TR603909	-	TR581015	0296
650/65-38	0892	-	DUO276	-	-	-	-	-	TR581010	0296
480/70-38	0880	-	DUO272	DUO272V	-	-	TR603909	-	TR581015	0296
580/70-38	0892	-	DUO276	-	-	-	-	-	TR581010	0296
710/70-38	-	-	DUO286	-	-	-	-	-	-	0296
380/80-38	0871	-	DUO254	-	-	-	-	-	-	0294
480/80-38	0889	0889SL	DUO272	DUO272V	-	-	TR603909	-	TR581015	0296
320/85-38	0885	0885SL	DUO271	DUO271V	-	-	TR603904	-	-	0220 / 0273
340/85-38	0879	0879SL	DUO270	DUO270V	-	-	TR603904	-	-	0294
380/85-38	0879	0879SL	DUO270	DUO270V	-	-	TR603901	-	-	0294
420/85-38	0880	-	DUO272	DUO272V	-	-	TR603902	-	TR581015	0296
460/85-38	0889	0889SL	DUO272	DUO272V	-	-	TR603909	-	-	0296
520/85-38	0892	-	DUO276	-	-	-	-	-	TR581010	0296
290/90-38	0862	-	DUO232	-	DUO232-7	-	-	-	-	0294
230/95-38	-	-	DUO272	DUO272V	-	-	-	-	-	0220 / 0273
270/95-38	-	-	DUO266	DUO266V	-	-	-	-	-	0294
230/95-40	-	-	DUO266	DUO266V	-	-	-	-	-	0220 / 0273
650/65-42	-	-	DUO286	-	-	-	-	-	TR581010	0296
580/70-42	-	-	DUO286	-	-	-	-	-	TR581010	0296
620/70-42	-	-	DUO286	-	-	-	-	-	TR581010	0296
480/80-42	0894	0894SL	DUO277	DUO277V	-	-	-	-	-	0296
520/85-42	-	-	DUO286	-	-	-	-	-	TR581010	0296
320/90-42	0880	-	DUO272	DUO272V	-	-	-	-	-	0294
420/80-46	-	-	DUO256	DUO256V	-	-	-	-	-	0296
480/80-46	0894	0894SL	DUO277	DUO277V	-	-	-	-	-	0296
520/85-46	-	-	DUO286	-	-	-	-	-	-	0296
380/90-46	0892	-	DUO256	DUO256V	-	-	-	-	-	0294
230/95-48	-	-	DUO236	-	DUO236-7	-	-	-	-	0294
480/80-50	0896	-	-	-	-	-	-	-	-	0296

MORE CHAIN STYLES & FITMENTS AVAILABLE ON OUR WEBSITE: WWW.QUALITYCHAINCORP.COM

EMAIL: INFO@QUALITYCHAINCORP.COM OR CALL US DIRECT: (503) 614-9664 / CA & NV CUSTOMERS CALL: (916) 409-0408





ROUND TWIST & SQUARE LINK

- FOR TRACTORS AND BACKHOES
- AVAILABLE IN 4-LINK OR 2-LINK SPACING
- ENTRY LEVEL ROUND TWIST CARBON OR UPGRADE TO STRONGER SQUARE LINK ALLOY

PACKED 1/2 PAIR PER BAG

(3227 & 3127SLC PACKED 1 PAIR PER BAG)

**TIGHTENERS
ARE SOLD SEPARATELY**
SUGGESTED PART #
BY TIRE SIZE ON PGS 92-95

NOTE: We can custom build most chains if a size or part number is not listed.



ROUND TWIST
4-LINK PICTURED



SQUARE LINK
2-LINK PICTURED

⚠ NOTE: NOT INTENDED FOR LOADER/GRADER USE.

4-LINK ROUND TWIST	WEIGHT/ PR (LBS)	2-LINK ROUND TWIST	WEIGHT/ PR (LBS)	ROUND TWIST CROSS CHAIN	4-LINK SQUARE LINK	WEIGHT/ PR (LBS)	2-LINK SQUARE LINK	WEIGHT/ PR (LBS)	SQUARE LINK CROSS CHAIN	WIRE SIZE
3227	35	-	-	6253	3127SLC	39	-	-	6253SL	7 MM
0822	72	-	-	-	-	-	-	-	-	-
0829	60	0829-2	118	6434	0829SL	60	0829SL-2	96	6434SL	-
0832	78	0832-2	125	-	0832SL	77	0832SL-2	106	-	-
0836	82	0836-2	141	-	0836SL	94	0836SL-2	152	6445SL	-
0838	104	0838-2	170	6445	0838SL	108	0838SL-2	152	-	-
0846	121	-	-	-	-	-	-	-	-	-
0850	76	-	-	7420	-	-	-	-	-	-
0852	92	-	-	6445	0852SL	100	-	-	6445SL	-
0856	102	0856-2	174	-	-	-	-	-	-	-
0858	108	-	-	7420	0858SL	117	-	-	E6530S	10 MM
0859	112	0859-2	191	-	0859SL	125	0859SL-2	216	7420SL	-
0862	124	-	-	6445	-	-	-	-	-	-
0866	146	-	-	-	-	-	-	-	-	-
0869	118	0869-2	205	7420	0869SL	118	0869SL-2	215	E6530S	-
0871	154	-	-	-	-	-	-	-	-	-
0874	134	0874-2	248	-	0874SL	134	0874SL-2	240	E6530S	-
0876	150	-	-	-	-	-	-	-	-	-
0877	155	-	-	7426	0877SL	152	-	-	6455SL	-
0879	162	-	-	-	0879SL	181	-	-	-	-
0880	168	-	-	-	-	-	-	-	-	-
0881	134	-	-	-	-	-	-	-	-	-
0882	152	-	-	-	0882SL	175	-	-	E6540SH	-
0883	168	0883-2	315	-	0883SL	192	0883SL-2	380	-	-
0884	186	-	-	9562	-	-	-	-	-	-
0885	180	0885-2	320	-	0885SL	208	0885SL-2	326	-	-
0887	213	-	-	-	0887SL	213	0887SL-2	380	E6540SH	-
0889	220	0889-2	390	-	0889SL	220	0889SL-2	352	-	-
0890	236	-	-	6650	-	-	-	-	-	11 MM
0891	212	-	-	9567	-	-	-	-	-	-
0892	256	-	-	6650	-	-	-	-	-	-
0893	243	-	-	9567	-	-	-	-	-	-
0894	240	0894-2	455	9562	0894SL	264	0894SL-2	476	E6540SH	-
0895	266	-	-	9567	-	-	0895SL-2	550	E6555SH	-
0896	264	-	-	9562	-	-	-	-	-	-

DUO GRIP H-PATTERN

- FOR TRACTORS AND BACKHOES
 - H-PATTERN KEEPS CHAIN ON TOP OF TREAD AND PREVENTS IT FROM FALLING INTO TIRE LUGS
 - V-BAR "ICE BREAKERS" FOR INCREASED TRACTION ON ICE AND PACKED SNOW
 - 8 MM LIGHT WEIGHT FOR USE ON TRACTORS WITH LIMITED CLEARANCE AROUND FENDERS
- PACKED 1/2 PAIR PER BAG

TIGHTENERS ARE SOLD SEPARATELY
SUGGESTED PART #
 BY TIRE SIZE ON PGS 92-95

NOTE: NOT INTENDED FOR LOADER/GRADER OR SKIDDER USE.



CARBON STEEL

ROUND TWIST DUO GRIP H-PATTERN



CARBON STEEL

V-BAR DUO GRIP H-PATTERN



ALLOY STEEL

8 MM LIGHT WEIGHT DUO GRIP H-PATTERN

STOCK NUMBER	WEIGHT/ PR (LBS)	CROSS CHAIN	V-BAR STOCK NUMBER	WEIGHT/ PR (LBS)	V-BAR CROSS CHAIN	WIRE SIZE	LIGHT WT ALLOY STOCK NUMBER	WEIGHT/ PR (LBS)	LIGHT WT ALLOY CROSS CHAIN	WIRE SIZE
DUO210	103	DUO293	-	-	-	10 MM	DUO210-7	87	DUO293LW	8 MM
DUO214	104	DUO292	-	-	-		DUO214-7	83	DUO292LW	
DUO218	135	DUO293	-	-	-		DUO218-7	106	DUO293LW	
DUO224	138	DUO292	-	-	-		DUO224-7	110	DUO292LW	
DUO226	114		-	-	-		DUO226-7	92		
DUO229	138	DUO293	-	-	-		DUO229-7	110		
DUO232	164		-	-	-		DUO232-7	131	DUO293LW	
DUO236	203		-	-	-		DUO236-7	162		
DUO239	114		DUO295	DUO239V	124		DUO295V	DUO239-7	94	
DUO240	122	DUO240V		134	DUO240-7			98		
DUO242	141	DUO294	DUO242V	155	DUO294V		DUO242-7	109	DUO294LW	
DUO246	172		DUO246V	190			DUO246-7	146		
DUO250	136	DUO295	DUO250V	150	DUO295V		DUO250-7	109	DUO295LW	
DUO252	164		DUO252V	180			DUO252-7	139		
DUO254	184	DUO296	-	-	-					
DUO256	222	DUO297	DUO256V	244	DUO297V					
DUO262	156		DUO262V	176						
DUO264	118	DUO298	DUO264V	130	DUO298V					
DUO266	172	DUO297	DUO266V	190	DUO297V					
DUO268	153	DUO298	DUO268V	168	DUO298V					
DUO269	170		DUO269V	195						
DUO270	180	DUO297	DUO270V	210	DUO297V					
DUO271	176	DUO298	DUO271V	200						
DUO272	214		DUO272V	238	DUO298V					
DUO273	190		DUO273V	222						
DUO276	226	DUO299	-	-	-					
DUO277	232	DUO298	DUO277V	295	DUO298V					
DUO278	258	DUO301	-	-	-					
DUO280	186	DUO299	-	-	-					
DUO281	206		-	-	-					
DUO282	208		-	-	-					
DUO286	300		DUO301	-	-	-				



V-BAR PATTERN CLOSE-UP





TRYGG SWISS FLEXI

- GREAT FOR PLOWING
- COMBINES THE COMFORT OF A LIGHT CHAIN WITH THE SUPERIOR GRIP OF SUPER HARDENED WEAR BARS
- EXCELLENT CONTROL AND LONG SERVICE LIFE
- TENSIONING CHAIN AND MOUNTING INSTRUCTIONS INCLUDED
- **EXTENSION KITS AVAILABLE, SEE PAGE 112**

⚠ LENGTH MAY NEED TO BE ADJUSTED ACCORDING TO INSTRUCTIONS WHEN MOUNTING FOR THE FIRST TIME



SWISS FLEXI WEAR BAR



SWISS FLEXI PATTERN



5/16" - 8 MM

TIRE SIZE	STOCK NUMBER	WT / PR(LBS)
11.2-28; 12.4-24, 12.4-28, 13.6-24; 13.6-28; 360/70-24 320/85-24; 340/85-24; 320/70-28; 360/70-28; 320/85-28	TR570921	244
11.2-24; 12.5-18; 13.6-16; 320/70-24; 320/85-20 360/70-20; 335/80-18; 340/80-18; 280/85-24	TR570926	205
380/70-24	TR570930	227
16.9-24; 420/70-30; 420/85-24; 420/70-24 440/65-28; 440/70-24; 445/70-24; 460/70-24	TR570945	316

TRYGG SMT / SMT COMBO

- OVERSIZED STUDS INCREASE GRIP AND LAST LONGER
- SMT PATTERN HOLDS THE CHAIN ON TOP OF THE TIRE LUGS, KEEPING THE STUDS IN CONSTANT CONTACT WITH THE TERRAIN
- FITS MORE THAN ONE TIRE SIZE
- **OPTIONAL TIGHTENING RAIL AVAILABLE, PART #TR336040**



TIRE SIZE	STOCK NUMBER	WIRE SIZE		WEIGHT / PR (LBS)
		INCHES	MM	
600/65-34	TR606766	1/2"	13	480
18.4-34; 23.1-26	TR608965	5/8"	16	717
18.4-38; 23.1-34; 20.8-38	TR608968			860



SMT LINK CLOSE-UP

TIGHTENERS ARE SOLD SEPARATELY
SUGGESTED PART #
 BY TIRE SIZE ON PGS 92-95



TRYGG SMT FLEXI

- A PERFECT FIT WITHOUT THE USE OF TOOLS
- SMT FLEXI USES STEEL ENHANCED WITH BORON, NICKEL, CHROMIUM AND MANGANESE; FULLY HARDENED FOR MAXIMUM DURABILITY
- 10 MM HOOKS AND 8 MM SIDE CHAIN
- **OPTIONAL TIGHTENING RAIL AVAILABLE, PART #TR336030**
- **EXTENSION KITS AVAILABLE, SEE PAGE 112**



SMT LINK CLOSE-UP



TRACTOR

5/16" - 8 MM

TIRE SIZE	STOCK NUMBER	WT / PR(LBS)
12.4-28; 13.6-28; 320/85-28; 340/85-28	TR602901	167
11.2-24; 11.2-28; 12.4-24; 280/85-24; 320/70-24; 320/85-24	TR602902	147
13.6-24; 14.9-24; 14.9-26; 360/70-24; 380/70-24; 380/85-24 400/80-24; 380/70-28	TR602903	165
13.6-16; 12.5-20; 14.5-20; 41x14-20; 360/70-20	TR602904	143
8.3-24; 9.5-20; 9.5-24; 240/85-24	TR602905	130
12.5/80-18; 12.5/80-20; 300/70-20	TR602906	130
43/16-20	TR602907	156
10-16.5; 12-16.5; 10/75-15.5; 250/75-16; 260/70-16.5	TR602908	108
12.5-18; 335/80-18	TR602909	146
420/65-24; 420/70-24; 440/65-24; 440/65-28; 440/70-24 445/70-24; 460/70-24	TR602910	187
17.5L-24; 19.5L-24; 480/70-24; 495/70-24; 500/70-24; 480/65-28	TR602911	213



SMT FLEXI LINK
PART # TR335508



TIGHTENING RAIL
PART # TR336030

3/8" - 9.5 MM

TIRE SIZE	STOCK NUMBER	WT / PR(LBS)
14.9-38; 15.5-38; 16.9-28; 16.9-30; 16.9-34; 18.4-30 420/85-28; 420/85-30; 440/80-28; 380/85-38	TR603901	262
16.9-38; 18.4-30; 18.4-34; 420/85-34; 460/85-30; 460/85-34 480/70-34; 420/85-38	TR603902	282
13.6-28; 14.9-24; 14.9-26; 380/70-28; 380/85-24	TR603903	216
12.4-36; 12.4-38; 13.6-36; 13.6-38; 320/85-36; 340/85-36 320/85-38; 340/85-38	TR603904	235
440/65-24; 440/65-28; 400/80-24; 420/65-24; 420/70-24 440/70-24; 445/70-24	TR603905	207
14.9-28; 14.9-30; 16.9-24; 16.9-26; 380/85-28; 380/85-30 420/70-30; 420/85-24; 420/85-26	TR603906	222
14.5-20; 340/85-24; 360/70-24; 380/70-24; 400/70-20	TR603907	183
21L28; 480/70-30; 480/70-34; 520/70-30; 540/65-30; 540/65-34	TR603908	273
18.4-38; 460/85-38; 480/70-38; 520/70-34; 540/65-38; 600/65-34	TR603909	317
12.4-24; 12.4-28; 13.6-24; 320/85-24; 320/85-28	TR603910	194
17.5L24; 19.5L-24; 480/65-28; 480/70-24; 495/70-24; 500/70-24	TR603911	233



TRYGG



MADE IN
NORWAY

TIGHTENERS
ARE SOLD SEPARATELY
SUGGESTED PART #
BY TIRE SIZE ON PGS 92-95



TRYGG FAST TRAC



- RECTANGULAR STUDS PROVIDE 30% LARGER GRIP-AREA
- THE PROFESSIONAL CHOICE FOR SNOW CLEARING
- WORKS WELL WITH LIMITED SPACE UNDER THE FENDERS
- REMOVABLE TAIL SECTION AND SIDE CHAIN LINKS FOR EASY ADJUSTMENT

5/16" - 8 MM

TIRE SIZE	STOCK NUMBER	WT / PR(LBS)
520/85-38; 20.8-38; 520/85-42; 580/70-38 580/70-42; 600/65-34; 600/65-28; 650/65-38	TR581010	158
18.4-38; 16.9-38; 480/70-38; 540/65-38 420/85-38; 480/80-38; 18.4-34; 540/65-38	TR581015	141
14.9-38; 16.9-28; 16.9-30; 16.9-34; 14.9-28 15.5-38; 420/85-28; 480/70-28; 380/85-28 420/85-34; 420/70-30; 380/85-30; 16.9-24 14.9-30; 420/85-30; 440/80-28; 480/65-28 18.4-26; 16.9-26; 420/85-26; 440/80-24	TR581020	154
480/70-24; 540/65-28; 540/65-24; 460/85-26 420/85-24; 380/85-24; 420/70-24; 380/70-24 360/70-24; 14.9-24; 440/65-24; 400/80-24 420/65-24; 380/70-28; 440/65-28; 360/70-28 340/85-28; 43x16-20	TR581025	143
12.4-28; 13.6-28; 11.2-28; 12.4-24; 13.6-24 320/85-24; 340/85-24; 280/85-24; 11.2-24 320/85-28; 320/70-24; 320/70-28; 360/70-20	TR581035	110
12.4-16; 11.2-16; 13.6-16	TR581040	103



SQUARE STUDS CLOSE-UP

TRYGG SAFETY GRIP

- SAFETY GRIP 7 MM IS A VERSATILE CHAIN FOR ALL APPLICATIONS
- PERFECT FOR ON-ROAD SERVICE AND YARD WORK
- LIGHT WEIGHT, MAKING MOUNTING AND DISMOUNTING EASIER
- WEAR BARS ON EVERY OTHER LINK INCREASE GRIP AND PROLONG SERVICE LIFE

⚠️ TRYGG SAFETY GRIP 7 MM IS MADE TO FIT SEVERAL DIFFERENT TIRE SIZES. IT IS NORMAL FOR THE USER TO HAVE TO CUT THE CHAIN TO GET A PROPER FIT.

9/32" - 7 MM

TIRE SIZE	STOCK NUMBER	WT / PR(LBS)
10-16.5; 12-16.5; 7.50-18; 8.3-24	TR513179	57
10/75-15.5; 10.5/80-18	TR513302	71
11.2-16; 12.4-16; 36x13.50-15	TR513305	64
19.5L-24; 540/65-24; 480/70-24; 495/70-24	TR513313	62
11.2-24; 14x17.5; 13.6-16; 12.5-20; 365/70-18 340/80-18; 335/80-18; 320/70-24; 280/85-24	TR513387	71
14.5-20; 15-19.5; 41x14-20	TR513388	78
43/16-20; 400/70-20	TR513396	75
420/70-24; 380/70-24; 440/65-24; 420/65-24 400/80-24; 440/70-24; 380/70-28; 460/70-24 44x18.00-20	TR513397	95
16.9-26; 14.9-28; 14.9-30; 380/85-28; 420/85-24	TR513399	101
9.5-20; 12.5/80-20; 12.5/80-18; 9.5-24	TR513504	64
12.4-28; 13.6-24; 11.2-28; 340/85-24; 360/70-24	TR513512	86
14.9-24; 13.6-28; 340/85-28; 360/70-28	TR513522	95



**TIGHTENERS
ARE SOLD SEPARATELY
SUGGESTED PART #
BY TIRE SIZE ON PGS 92-95**



MORE CHAIN STYLES & FITMENTS AVAILABLE ON OUR WEBSITE: WWW.QUALITYCHAINCORP.COM
EMAIL: INFO@QUALITYCHAINCORP.COM OR CALL US DIRECT: (503) 614-9664 / CA & NV CUSTOMERS CALL: (916) 409-0408



MAXTRACK H-PATTERN

- FOR TRACTORS AND BACKHOES
- ALLOY STEEL FOR INCREASED STRENGTH
- H-PATTERN PREVENTS CHAIN FROM FALLING INTO DEEP TIRE LUGS
- SQUARE LINKS IN A LINK-OVER-LINK DESIGN FOR IMPROVED TRACTION

NOTE: 1500MT SERIES ARE A SQUARE LINK H-PATTERN DESIGN. LINK-OVER-LINK ONLY AVAILABLE ON 6500MT SERIES.



6500MT SERIES PICTURED



LINK-OVER-LINK CLOSE-UP

9/32" - 7 MM

TIRE SIZE	STOCK NUMBER	WT/ PR (LBS)	CROSS CHAIN
10x16.5	1501MT	58	8914
12x16.5	1502MT	70	
14x17.5	1503MT	71	

3/8" - 10 MM

7/16" - 11 MM

17/32" - 13.5 MM

TIRE SIZE	STOCK NUMBER	WT/ PR (LBS)	CROSS CHAIN	STOCK NUMBER	WT/ PR (LBS)	CROSS CHAIN	STOCK NUMBER	WT/ PR (LBS)	CROSS CHAIN
13.6-28; 420/70-24; 14.9-24	6512MT-10	190	8902	6515MT-11	324	8903	-	-	-
17.5L-24; 16.9-24; 16.9-28	6515MT-10	214		6527MT-11	356	8905	-	-	-
19.5L-24	6527MT-10	236		6533MT-11	346	8906	6533MT-13	410	8908
18.4-30; 21L-24; 480/85-30	-	-	-	6545MT-11	390	-	6545MT-13	472	8909
540/70-24	-	-	-						
18.4-34; 20.8-34	-	-	-						

NORDIC™ STUDDED H-PATTERN

- FOR TRACTORS AND BACKHOES
- AGGRESSIVE TRACTION FOR EXTREME CONDITIONS
- PREMIUM ALLOY STEEL FOR MAXIMUM STRENGTH
- STUDDED LINK WITH EXTRA HARD TIPS
- H-PATTERN PREVENTS CHAIN FROM FALLING INTO DEEP TIRE LUGS



TIGHTENERS ARE SOLD SEPARATELY
SUGGESTED PART # BY TIRE SIZE ON PGS 92-95



STUDDED LINK CLOSE-UP



3/8" - 10 MM

7/16" - 11 MM

17/32" - 13.5 MM

TIRE SIZE	STOCK NUMBER	WT/ PR (LBS)	CROSS CHAIN	STOCK NUMBER	WT/ PR (LBS)	CROSS CHAIN	STOCK NUMBER	WT/ PR (LBS)	CROSS CHAIN
13.6-28; 420/70-24; 14.9-24	2912SHP-10	222	8502	2915SHP-11	354	8503	-	-	-
17.5L-24; 16.9-24; 16.9-28	2915SHP-10	232		2927SHP-11	395	8504	-	-	-
19.5L-24	2927SHP-10	258		2933SHP-11	366	8505	2933SHP-13	400	8508
18.4-30; 21L-24; 480/85-30	-	-	-	2945SHP-11	386	8506	2945SHP-13	490	
540/70-24	-	-	-				2975SHP-13	801	8511
18.4-34; 20.8-34	-	-	-						
520/85-42	-	-	-						

GARDEN TRACTOR & SNOW BLOWER



PLEASE NOTE: This is only a guide. Actual fitments and clearances may vary. Please check prior to use.

NOTE: We can custom build most chains if a size or part number is not listed in this fitment chart. Call or visit www.qualitychaincorp.com for more info.



Quality Chain Corp. suggests that you check your vehicle owner's manual for information about the use of tire chains.

TIRE SIZE	ROUND TWIST LADDER	ROUND TWIST H-PATTERN	SUGGESTED TIGHTENERS
	1300	HP1300	0200
	Page 103	Page 103	Pgs. 110-111
3.40x3.00-5	1309	-	-
4-8	1301	-	0213 / 0272
4.10x3.50-4	1309	-	-
4.10x3.50-5	1317	-	-
4.10x3.50-6	1317	-	-
4.80-8	1301	-	0213 / 0272
5-8	1322	-	0213 / 0272
5.70-8	1322	-	0213 / 0272
5.90-15	1303	HP1303	0217 / 0272
6-12	1311	HP1311	0217 / 0272
6-16	1307	HP1307	0216 / 0272
7-12	1304	HP1304	0217 / 0272
7-14	1307	HP1307	0216 / 0272
7-16	1307	HP1307	0216 / 0272
7.2-16	1307	HP1307	0216 / 0272
8-12	1304	HP1304	0216 / 0272
8-15	1307	HP1307	0216 / 0272
8-16	1320	-	0216 / 0272
10-3	1306	-	-
10-2.75	1306	-	-
10.25-3.25	1306	-	-
10.5-2.75	1306	-	-
12-3	1317	-	-
12x3.50-6	1317	-	-
12x4-6	1317	-	-

TIRE SIZE	ROUND TWIST LADDER	ROUND TWIST H-PATTERN	SUGGESTED TIGHTENERS
	1300	HP1300	0200
	Page 103	Page 103	Pgs. 110-111
12x7-4	1321	-	-
12-12	1318	HP1318	-
12.25x3.50-6	1317	-	-
12.5x4.50-6	1321	-	-
13x4-5	1321	-	-
13x4-6	1321	-	-
13x5-6	1321	-	-
13x5-7	1321	-	-
13x5-8	1321	-	-
13x6.50-6	1301	-	-
14x4-6	1301	-	-
15x5-6	1314	-	-
15x6-6	1314	-	-
16x6.50-8	1308	HP1308	-
18x6.50-8	1312	HP1312	0213 / 0272
18x8.50-8	1326	HP1326	0213 / 0272
18x8.50-10	1326	HP1326	0213 / 0272
18x9.50-8	1323	HP1323	0213 / 0272
20x8-8	1308	HP1308	0213 / 0272
20x8-10	1308	HP1308	0213 / 0272
20x10-8	1302	HP1302	0213 / 0272
20x10-10	1302	HP1302	0213 / 0272
22x7-12	1304	HP1304	0213 / 0272
22x9.50-12	1303	HP1303	0213 / 0272
22x9.50-15	1303	HP1303	0213 / 0272

TIRE SIZE	ROUND TWIST LADDER	ROUND TWIST H-PATTERN	SUGGESTED TIGHTENERS
	1300	HP1300	0200
	Page 103	Page 103	Pgs. 110-111
22x10-8	1308	HP1308	0217 / 0272
22x10-10	1308	HP1308	0217 / 0272
22x11-10	1318	HP1318	0217 / 0272
23x7.50-12	1311	HP1311	0217 / 0272
23x8.50-12	1304	HP1304	0217 / 0272
23x8.50-14	1304	HP1304	0217 / 0272
23x9.50-12	1303	HP1303	0217 / 0272
23x10.50-12	1303	HP1303	0217 / 0272
24x8.50-14	1303	HP1303	0217 / 0272
24x12-12	1318	HP1318	0217 / 0272
25x8.50-14	1307	HP1307	0217 / 0272
25x8.50-15	1307	HP1307	0217 / 0272
26x12-12	1318	HP1318	0216 / 0272
27x8.50-14	1307	HP1307	0216 / 0272
27x8.50-15	1307	HP1307	0216 / 0272
27x12-12	1318	HP1318	0216 / 0272
27x12.50-15	1305	-	0216 / 0272
28x8.50-15	1307	HP1307	0216 / 0272
29x12-15	1325	HP1325	0216 / 0273
33x12.50-15	1325	HP1325	0216 / 0273
215/50-10	1326	HP1326	0213 / 0272
280/70-16	1325	HP1325	0216 / 0273
305/60-12	1318	HP1318	0216 / 0272

ROUND TWIST LADDER STYLE & H-PATTERN

- DESIGNED FOR SNOW BLOWERS & GARDEN TRACTORS
- 2-LINK SPACED LADDER STYLE OR H-PATTERN HOLDS CHAIN ON TOP OF TREAD ON DEEP LUGGED TIRES
- CARBON STEEL
- PACKED 1 PAIR PER BAG

LADDER STYLE SPECS

STOCK NUMBER	WEIGHT/ PR (LBS)	OVERALL LENGTH (INCHES)	X-CHAIN WIDTH (INCHES)	X-CHAIN PER 1/2 PAIR	WIRE DIAMETER (MM)
1301	8	37.5"	9.15"	13	5.2 MM
1302	21	47.3"	15.15"	15	5.2 MM
1303	25	57"	14.15"	19	5.2 MM
1304	24	57"	12.15"	19	5.2 MM
1305	40	77.7"	16.84"	25	5.5 MM
1306	5	22.5"	5.51"	9	4 MM
1307	19	77.5"	12.74"	27	4.5 MM
1308	19	50"	12.15"	16	5.2 MM
1309	4	24.6"	6.14"	10	4 MM
1311	19	57.5"	11.15"	20	5.2 MM
1312	10	44.5"	11.15"	14	5.2 MM
1314	12	38.8"	10.15"	13	5.2 MM
1317	5	31.1"	6.14"	13	4 MM
1318	29	65.3"	16.15"	21	5.2 MM
1320	46	74"	15.62"	19	7 MM
1321	8	32.5"	10.23"	11	4.5 MM
1322	12	46.3"	10.15"	15	5.2 MM
1323	17	37.5"	15.15"	12	5.2 MM
1325	64	79.7"	20.5"	20	7 MM
1326	10	44"	12.94"	14	5.2 MM

H-PATTERN SPECS

STOCK NUMBER	WEIGHT/ PR (LBS)	OVERALL LENGTH (INCHES)	CROSS CHAIN PATTERNS	PATTERNS PER 1/2 PAIR	WIRE DIAMETER (MM)
-	-	-	-	-	-
HP1302	26	47.3"	6229HP	7	5.5 MM
HP1303	26	57"	6229HP	9	5.5 MM
HP1304	34	57"	6221HP	11	5.5 MM
-	-	-	-	-	-
-	-	-	-	-	-
HP1307	42	77.5"	6221HP	13	5.5 MM
HP1308	26	50"	6221HP	8	5.5 MM
-	-	-	-	-	-
HP1311	28	57"	6221HP	9	5.5 MM
HP1312	21	44.5"	6221HP	7	5.5 MM
-	-	-	-	-	-
-	-	-	-	-	-
HP1318	40	65.3"	6229HP	10	5.5 MM
-	-	-	-	-	-
-	-	-	-	-	-
HP1323	23	37.5"	6229HP	6	5.5 MM
HP1325	75	79.7"	6258HP	11	7 MM
HP1326	20	44"	6221HP	7	5.5 MM


May need adjustments, Spider Bungees recommended



0213



0216



0217



TIGHTENERS ARE SOLD SEPARATELY
SUGGESTED PART # BY TIRE SIZE ON PAGE 102





**REPLACEMENT PARTS &
ACCESSORIES**

CONTINUOUS CROSS CHAIN

HARDENED ROUND TWIST REGULAR AND PREMIUM



REGULAR



PREMIUM

REGULAR HARDENED

PREMIUM HARDENED

STOCK NUMBER	WEIGHT / PKG (LBS)	STOCK NUMBER	WEIGHT / PKG (LBS)	NOMINAL SIZE	WIRE SIZE (INCHES)	METRIC WIRE SIZE	GAUGE	STANDARD PACKAGE
30177	24	-	-	1/0	11/64"	4.5 MM	.177	100'
30207	39	-	-	3/0	13/64"	5.2 MM	.207	
30218	49	-	-	4/0	7/32"	5.5 MM	.218	
30281	66	-	-	6/0	9/32"	7 MM	.281	
30312	40	A30312	40	7/0	5/16"	8 MM	.312	
30375	64	A30375	64	9/0	3/8"	10 MM	.375	50'
30437	80	A30437	80	11/0	7/16"	11 MM	.437	
30531	140	A30531	140	14/0	17/32"	13.5 MM	.531	

V-BAR REGULAR AND PREMIUM



REGULAR V-BAR



PREMIUM V-BAR

REGULAR V-BAR

PREMIUM V-BAR

STOCK NUMBER	WEIGHT / PKG (LBS)	STOCK NUMBER	WEIGHT / PKG (LBS)	NOMINAL SIZE	WIRE SIZE (INCHES)	METRIC WIRE SIZE	GAUGE	STANDARD PACKAGE
38218	51	-	-	4/0	7/32"	5.5 MM	.218	100'
38281	43	A38281	44	6/0	9/32"	7 MM	.281	50'
38312	54	A38312	56	7/0	5/16"	8 MM	.312	
38375	80	A38375	82	9/0	3/8"	10 MM	.375	

ROUND TWIST ALLOY AND PREMIUM STUDDED ALLOY



ROUND TWIST ALLOY



PREMIUM STUDDED ALLOY

ROUND TWIST ALLOY

PREMIUM STUDDED ALLOY

STOCK NUMBER	WEIGHT / PKG (LBS)	STOCK NUMBER	WEIGHT / PKG (LBS)	NOMINAL SIZE	WIRE SIZE (INCHES)	METRIC WIRE SIZE	GAUGE	STANDARD PACKAGE
33218	49	-	-	4/0	7/32"	5.5 MM	.218	100'
33281	66	39281	94	6/0	9/32"	7 MM	.281	50'
33312	40	39312	62	7/0	5/16"	8 MM	.312	
33375	64	39375	75	9/0	3/8"	10 MM	.375	
33437	92	39437	117	11/0	7/16"	11 MM	.437	
33531	125	39531	150	14/0	17/32"	13.5 MM	.531	

SQUARE LINK ALLOY AND TWISTED SQUARE LINK ALLOY



SQUARE LINK ALLOY



PREMIUM SQUARE LINK ALLOY



TWISTED SQUARE LINK ALLOY

SQUARE LINK ALLOY

PREMIUM SQUARE LINK ALLOY

TWISTED SQUARE LINK ALLOY

STOCK NUMBER	WEIGHT / PKG (LBS)	STOCK NUMBER	WEIGHT / PKG (LBS)	STOCK NUMBER	WEIGHT / PKG (LBS)	NOMINAL SIZE	WIRE SIZE (INCHES)	METRIC WIRE SIZE	GAUGE	STANDARD PACKAGE
31218	47	-	-	34218	47	4/0	7/32"	5.5 MM	.218	100'
31281	37	-	-	34281	38	6/0	9/32"	7 MM	.281	50'
31312	48	-	-	34312	45	7/0	5/16"	8 MM	.312	
31375	83	A31375	85	34375	72	9/0	3/8"	10 MM	.375	
31437	98	-	-	34437	98	11/0	7/16"	11 MM	.437	
31531	132	A31531	180	-	-	14/0	17/32"	13.5 MM	.531	

CONTINUOUS SIDE CHAIN

REGULAR UNHARDENED SIDE CHAIN AND HARDENED SIDE CHAIN

REGULAR

UNHARDENED

HARDENED

STOCK NUMBER	WEIGHT / PKG (LBS)	STOCK NUMBER	WEIGHT / PKG (LBS)	NOMINAL SIZE	WIRE SIZE (INCHES)	METRIC WIRE SIZE	GAUGE	STANDARD PACKAGE
40177	23	-	-	1/0	11/64"	4.5 MM	.177	100'
40192	25	-	-	2/0	3/16"	4.8 MM	.192	
40218	35	AL40218H	35	4/0	7/32"	5.5 MM	.218	
40281	53	AL40281H	59	6/0	9/32"	7 MM	.281	
40312	69	AL40312H	70	7/0	5/16"	8 MM	.312	
40375	53	AL40375H	52	9/0	3/8"	10 MM	.375	50'
40437	75	AL40437H	75	11/0	7/16"	11 MM	.437	
40531	118	AL40531H	120	14/0	17/32"	13.5 MM	.531	



CAM SIDE CHAIN

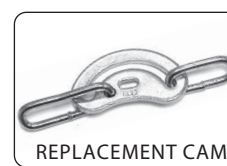
PRE-CUT WITH FOUR CAMS AND ONE END FASTENER PER RAIL

STOCK NUMBER	WEIGHT / PKG (LBS)	END FASTENER	LENGTH (INCHES)	NOMINAL SIZE	WIRE SIZE (INCHES)	METRIC WIRE SIZE	GAUGE	STANDARD PACKAGE
40218C	15.5	15003	92"	4/0	7/32"	5.5 MM	.218	5 PCS
40281C	30.5	15NR6	124"	6/0	9/32"	7 MM	.281	
40312C	43		128"	7/0	5/16"	8 MM	.312	



REPLACEMENT CAMS FOR SIDE CHAIN

STOCK NUMBER	APPLICATION	WEIGHT / PKG (LBS)	NOMINAL SIZE	WIRE SIZE (INCHES)	METRIC WIRE SIZE	GAUGE	STANDARD PACKAGE
CAM4	LIGHT TRUCK	1	4/0	7/32"	5.5 MM	.218	1 PC
CAM6	TRUCK		6/0	9/32"	7 MM	.281	
CAM7			7/0	5/16"	8 MM	.312	



HOOKS

HARDENED CROSS CHAIN HOOKS

REGULAR

PREMIUM

STOCK NUMBER	STOCK NUMBER	APPLICATION	WEIGHT / PKG (LBS)	NOMINAL SIZE	WIRE SIZE (INCHES)	METRIC WIRE SIZE	GAUGE	STANDARD PACKAGE	
20177	-	PASSENGER	2	1/0	11/64"	4.5 MM	.177	50 PCS	
20230	-		4	3/0	15/64"	5.9 MM	.230		
20250	A20250	LIGHT TRUCK	5	5/0	1/4"	6.4 MM	.250		
20312	A20312AL		8	7/0	5/16"	8 MM	.312		
20375	A20375AL	TRUCK	12	9/0	3/8"	10 MM	.375		
20406	A20406		17	10/0	13/32"	10.3 MM	.406		
20437	A20437AL	GRADER	22	11/0	7/16"	11 MM	.437		
20437S	-	SHORT PITCH	23	11/0	7/16"	11 MM	.437		
20531	A20531	LOADER	14	14/0	17/32"	13.5 MM	.531		25 PCS



SWIVEL HOOKS

STOCK NUMBER	APPLICATION (USE WITH)	WEIGHT / PKG (LBS)	WIRE SIZE (INCHES)	METRIC WIRE SIZE	GAUGE	STANDARD PACKAGE
20375JH	8 MM	9	3/8"	10 MM	.375	50 PCS
20437JH	8 MM	13	7/16"	11 MM	.437	
20563JH	10 MM	20	9/16"	14 MM	.563	
20563JHL	10 & 11 MM	25	9/16"	14 MM	.563	
20437SP	8 & 10 MM	14	7/16"	11 MM	.437	
20375RJH	8 MM	30	3/8"	10 MM	.375	



SIDE CHAIN FASTENERS



BAR STYLE FASTENER

STOCK NUMBER	APPLICATION	WEIGHT / PKG (LBS)	OVERALL LENGTH (INCHES)	STANDARD PACKAGE	PICTURE
5308	PASSENGER, LIGHT TRUCK	2	3"	25 PCS	1
5309	TRUCK	6.3	6"		
5310	TRACTOR	10	8.5"		
5313	TRUCK	6.3	6"		



CAM STYLE FASTENER

STOCK NUMBER	APPLICATION	WEIGHT / PKG (LBS)	OVERALL LENGTH (INCHES)	STANDARD PACKAGE	PICTURE
15003	LIGHT TRUCK / SUV	5	3"	25 PCS	2
15004	TRUCK	10	3.25"		
15008	HEAVY GRADER	21.3	4.5"		3
15007	LIGHT GRADER	10	3.5"		
15005	HEAVY GRADER	20	4.5"		



PREMIUM BOOMER STYLE FASTENER

STOCK NUMBER	APPLICATION	WEIGHT / PKG (LBS)	OVERALL LENGTH (INCHES)	STANDARD PACKAGE	PICTURE
15NR4	LIGHT TRUCK BOOMER STYLE FITS 5.0 - 5.5 MM SIDE CHAIN	3.8	4.75"	25 PCS	4
15NR6	TRUCK BOOMER STYLE FITS 6.0 - 8.0 MM SIDE CHAIN	12.5	6.5"		
15NR9	GRADER BOOMER STYLE FITS 9.5 - 11 MM SIDE CHAIN	22.5	8"		



CHAIN REPAIR PLIERS

STOCK NUMBER	APPLICATION	WEIGHT / PKG (LBS)	OVERALL LENGTH (INCHES)	STANDARD PACKAGE	PICTURE
7301	PASSENGER	0.3	6"	1 EACH	5
7300HD	PASSENGER, LIGHT TRUCK	2.8	14"		6
QV1893	VOLT TRUCK REPAIR PLIER	7	30.5"		7
7502S	ALL TRUCK, TRACTOR SHORT HANDLE	8.1	24"		8
7302	ALL TRUCK, TRACTOR LONG HANDLE	10	36"		9



BOLT/CHAIN CUTTERS

STOCK NUMBER	APPLICATION	WEIGHT / PKG (LBS)	OVERALL LENGTH (INCHES)	STANDARD PACKAGE	PICTURE
BC18	PASSENGER	2.9	18"	1 EACH	10
BC24	LIGHT TRUCK / SUV	5.5	24"		
BC30	TRUCK	8.3	30"		
BC36	ALL TRUCK, TRACTOR	12.7	36"		



QUICK HOOKS

STOCK NUMBER	APPLICATION	WEIGHT/ PKG (LBS)	NOMINAL SIZE	WIRE SIZE (INCHES)	METRIC WIRE SIZE	INSIDE PITCH (INCHES)	STANDARD PACKAGE	PICTURE
10218	PASSENGER	1	4/0	7/32"	5.5 MM	1.875"	25 PCS	1
10250	GARDEN TRACTOR		5/0	1/4"	6.4 MM			
10281	LIGHT TRUCK / SUV		6/0	9/32"	7 MM			
10312	TRUCK	2	7/0	5/16"	8 MM	2.5"		
10375			4	9/0	3/8"	10 MM		
10406		TRACTOR	6	10/0	13/32"	10.3 MM		



PREMIUM QUICK HOOKS

STOCK NUMBER	APPLICATION	WEIGHT/ PKG (LBS)	NOMINAL SIZE	WIRE SIZE (INCHES)	METRIC WIRE SIZE	INSIDE PITCH (INCHES)	STANDARD PACKAGE	PICTURE
10N95-7	LIGHT TRUCK	0.18	6/0	9/32"	7 MM	1.7"	1 EACH	2
10N95	TRUCK	0.2	7/0	5/16"	8 MM	2"		



CROSS CHAIN REPAIR LINKS

STOCK NUMBER	APPLICATION	WEIGHT/ PKG (LBS)	NOMINAL SIZE	WIRE SIZE (INCHES)	METRIC WIRE SIZE	STANDARD PACKAGE	PICTURE
9233	PASSENGER	1	3/0	13/64"	5.2 MM	50 PCS	3
9253	LIGHT TRUCK / SUV	2	5/0	1/4"	6.4 MM		
9263	TRUCK	4	6/0	9/32"	7 MM		
9273		5	7/0	5/16"	8 MM		



SQUARE LINK CROSS CHAIN REPAIR LINKS

STOCK NUMBER	APPLICATION	WEIGHT/ PKG (LBS)	NOMINAL SIZE	WIRE SIZE (INCHES)	METRIC WIRE SIZE	STANDARD PACKAGE	PICTURE
9280	GRADER	1.6	9/0	3/8"	10 MM	10 PCS	4
9282	LOADER	2.6	11/0	7/16"	11 MM		
9284	GIANT OTR	4.4	14/0	17/32"	13.5 MM		



SIDE CHAIN REPAIR LINKS

STOCK NUMBER	APPLICATION	WEIGHT/ PKG (LBS)	NOMINAL SIZE	WIRE SIZE (INCHES)	METRIC WIRE SIZE	INSIDE PITCH (INCHES)	STANDARD PACKAGE	PICTURE
9116A	PASSENGER	2	4/0	7/32"	5.5 MM	1.208"	50 PCS	5
9116B	LIGHT TRUCK / SUV	3	5/0	1/4"	6.4 MM	1.581"		
9116C	TRUCK	7	7/0	5/16"	8 MM	1.457"		
9116D	GRADER	11	9/0	3/8"	10 MM	1.639"	10 PCS	
9116E	LOADER	3	11/0	7/16"	11 MM	2.379"		
9116F	GIANT OTR	5	14/0	17/32"	13.5 MM	2.157"		



REPAIR RINGS TO REPAIR NET & DIAMOND PATTERN CHAINS

STOCK NUMBER	APPLICATION	WEIGHT/ PKG (LBS)	NOMINAL SIZE	WIRE SIZE (INCHES)	METRIC WIRE SIZE	STANDARD PACKAGE	PICTURE
RING-6	TRUCK / TRACTOR	1	5/0	1/4"	6.4 MM	1 EACH	6
RING-13	LOADER / GRADER		14/0	17/32"	13.5 MM		
RING-16	GIANT OTR		-	5/8"	16 MM		



COLD SHUTS

STOCK NUMBER	WIRE SIZE (INCHES)	LENGTH (INCHES)	INSIDE WIDTH (INCHES)	WEIGHT / PKG (LBS)	WORKING LOAD LIMIT (LBS)	STANDARD PACKAGE	PICTURE
CS312	5/16"	1.22"	1.06"	1	1,250	10 PCS	7
CS375	3/8"	1.45"	1.33"	1	1,900		
CS437	7/16"	1.5"	1.55"	2.6	2,650		



ACCESSORIES

SHACKLES CHAIN, ANCHOR AND PIN COUPLER STYLES



GALVANIZED SCREW PIN CHAIN SHACKLE



ALLOY SCREW PIN ANCHOR SHACKLE



GALVANIZED PIN COUPLER SHACKLE



TRYGG PIN COUPLER SHACKLE



TRYGG PIN REMOVAL TOOL

STOCK NUMBER	WORKING LOAD LIMIT (LBS)	STOCK NUMBER	WORKING LOAD LIMIT (LBS)	WIRE SIZE (INCHES)	METRIC WIRE SIZE	STOCK NUMBER	APPLICATION (USE WITH)	STOCK NUMBER	APPLICATION (USE WITH)	STOCK NUMBER
SGC218	700	-	-	7/32"	5.5 MM	-	-	-	-	-
SGC250	1,000	SAC250	2,000	1/4"	6.4 MM	PCS250	6-8 MM	-	-	-
SGC312	1,500	SAC312	2,800	5/16"	8 MM	PCS312	8-9.5 MM	-	-	TR350005
SGC375	2,000	SAC375	4,000	3/8"	10 MM	PCS375	9.5-11 MM	TR520210	9.5-11 MM	-
SGC437	3,000	SAC437	5,200	7/16"	11 MM	-	-	-	-	-
SGC531	4,000	SAC531	6,600	17/32"	13.5 MM	PCS531	13-16 MM	TR520215	13-16 MM	-
SGC625	6,500	SAC625	10,000	5/8"	16 MM	PCS625	16-19 MM	TR520218	16-19 MM	TR350006
-	-	SAC750	14,000	3/4"	19 MM	PCS750	19-22 MM	TR520221	19-22 MM	-

CAM TOOLS "T" AND "L" HANDLES & MULTI-TOOL

T-HANDLE

STOCK NUMBER	WEIGHT / PKG (LBS)	STOCK NUMBER	WEIGHT / PKG (LBS)	APPLICATION	STANDARD PACKAGE
T2800	11.25	L2800	10	TRUCK	25 PCS

L-HANDLE



MULTI-TOOL

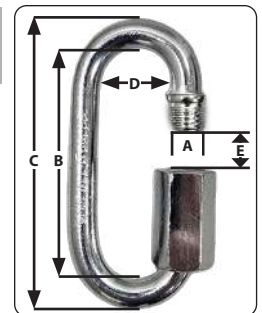
STOCK NUMBER	WEIGHT / PKG (LBS)	APPLICATION	STANDARD PACKAGE
TC-TOOL	0.5	TRUCK	1 EACH

DUAL-PURPOSE TOOL FOR CAM TIGHTENING AND FASTENER CONNECTION!



QUICK LINKS

STOCK NUMBER	WIRE SIZE (INCHES)	METRIC WIRE SIZE	DIMENSIONS (INCHES)					WT/ PKG (LBS)	WORKING LOAD LIMIT (LBS)	STANDARD PACKAGE
			A	B	C	D	E			
QL125	1/8"	3.2 MM	0.19"	1.13"	1.38"	0.38"	0.19"	0.2	220	10 PCS
QL192	3/16"	4.8 MM	0.28"	1.5"	1.88"	0.5"	0.25"	0.4	660	
QL281	9/32"	7 MM	0.38"	1.75"	2.25"	0.56"	0.28"	0.8	880	
QL312	5/16"	8 MM	0.5"	2.31"	2.88"	0.69"	0.38"	1.6	1,760	
QL375	3/8"	10 MM	0.5"	2.44"	3.13"	0.75"	0.44"	2.4	2,200	
QL437	7/16"	11 MM	0.53"	2.69"	3.5"	0.81"	0.5"	3.8	2,600	
QL531	17/32"	13.5 MM	0.59"	3.19"	4.13"	0.94"	0.53"	5.6	3,300	



SNAP HOOKS

STOCK NUMBER	WIRE SIZE (INCHES)	METRIC WIRE SIZE	DIMENSIONS (MM)					WT/ PKG (LBS)	WORKING LOAD LIMIT (LBS)	STANDARD PACKAGE
			A1	A	B	D	L			
SH440	5/32"	4 MM	9	5	6.5	7	40	0.2	200	10 PCS
SH550	3/16"	4.8 MM	10	6	7.5	8	50	0.4	220	
SH660	1/4"	6.4 MM	13	8	9	9	60	0.6	260	
SH770	9/32"	7 MM			10		70	1	400	
SH880	5/16"	8 MM	14	11.5	13	9	80	1.4	500	
SH990	11/32"	9 MM					90	2	550	
SH1010	3/8"	10 MM	15	12	15	13	100	2.6	770	
SH1112	7/16"	11 MM	18	14	19	15	120	4	980	
SH1214	15/32"	11.9 MM	20	13	18	19	140	2.8	1200	
SH1316	1/2"	12.7 MM	22	14	20	26	160	3.9	1600	
SH1418	17/32"	13.5 MM	25	21	25	32	180	4.9	1600	
SH1520	9/16"	14.3 MM				40	200	6	1800	



WHICH TIGHTENER IS RIGHT FOR YOU?

⚠️ WARNING: ALWAYS WEAR EYE PROTECTION WHEN INSTALLING RUBBER BUNGEEES, TIGHTENERS OR STRAPS.

When deciding which tightener is correct for your application, begin with what vehicle type you have and reference the information below to help find the correct product.

THIS IS ONLY A GUIDE. ACTUAL TIGHTENER MAY VARY BASED ON OVERALL TIRE DIAMETER. PLEASE CHECK PRIOR TO USE.

PASSENGER CAR

TIGHTENER	PART NUMBER	COLOR	FITS RIM SIZE
SPIDER BUNGEE	0212	YELLOW	13" - 22"
ROUND RUBBER TIGHTENER	0214	BLACK	

VOLT SEE PAGE 15 FOR CORRECT VOLT BUNGEE BY PART NUMBER

LIGHT TRUCK / SUV

TIGHTENER	PART NUMBER	COLOR	FITS RIM SIZE
SPIDER BUNGEE	0216	BLUE	14" - 24"
ROUND RUBBER TIGHTENER	0225	BLACK	
SPRING TIGHTENER	0273	SILVER ZINC	

VOLT SEE PAGE 27 FOR CORRECT VOLT BUNGEE BY PART NUMBER

COMMERCIAL TRUCK

TIGHTENER	PART NUMBER	COLOR	FITS RIM SIZE
SPIDER BUNGEE	0218	ORANGE	20" - 24.5"
ROUND RUBBER TIGHTENER	0229	BLACK	
SPRING TIGHTENER	0273	SILVER ZINC	

VOLT SEE PAGE 43 FOR CORRECT VOLT BUNGEE BY PART NUMBER

LOADER / GRADER PAGES 60-61 FOR SUGGESTED TIGHTENER BY TIRE SIZE

TIGHTENER	PART NUMBER	COLOR	FITS RIM SIZE
SPIDER BUNGEE / SPRING	0220 / 0273	BLACK / SILVER ZINC	20" - 24"
LINK SHACKLE TIGHTENER	0294	GOLD ZINC	
LINK SHACKLE TIGHTENER	0296	GOLD ZINC	25" - UP

TRACTOR PAGES 92-95 & 102 FOR SUGGESTED TIGHTENER BY TIRE SIZE

TIGHTENER	PART NUMBER	COLOR	FITS RIM SIZE
SPIDER BUNGEE / SPRING	0213 / 0272	GREEN / SILVER ZINC	8" - 10"
SPIDER BUNGEE / SPRING	0217 / 0272	RED / SILVER ZINC	12" - 18"
SPIDER BUNGEE / SPRING	0218 / 0273	ORANGE / SILVER ZINC	18" - 20"
SPIDER BUNGEE / SPRING	0220 / 0273	BLACK / SILVER ZINC	24" - 28"
LINK SHACKLE TIGHTENER	0294	GOLD ZINC	20" - 28"
LINK SHACKLE TIGHTENER	0296	GOLD ZINC	28" - UP

FORKLIFT / SKID STEER PAGES 71 & 75 FOR SUGGESTED TIGHTENER BY TIRE SIZE

TIGHTENER	PART NUMBER	COLOR	FITS RIM SIZE
SPIDER BUNGEE / SPRING	0213 / 0272	GREEN / SILVER ZINC	8" - 10"
SPIDER BUNGEE / SPRING	0216 / 0273	BLUE / SILVER ZINC	12" - 18"
SPIDER BUNGEE / SPRING	0218 / 0273	ORANGE / SILVER ZINC	18" - UP

ATV / UTV PAGES 80-81 FOR SUGGESTED TIGHTENER BY TIRE SIZE

TIGHTENER	PART NUMBER	COLOR	TIRE DIAMETER
SPIDER BUNGEE / SPRING	0213 / 0272	GREEN / SILVER ZINC	20" - 22"
SPIDER BUNGEE / SPRING	0217 / 0272	RED / SILVER ZINC	23" - 24"
SPIDER BUNGEE / SPRING	0216 / 0273	BLUE / SILVER ZINC	25" - UP



0218 SPIDER BUNGEE PICTURED

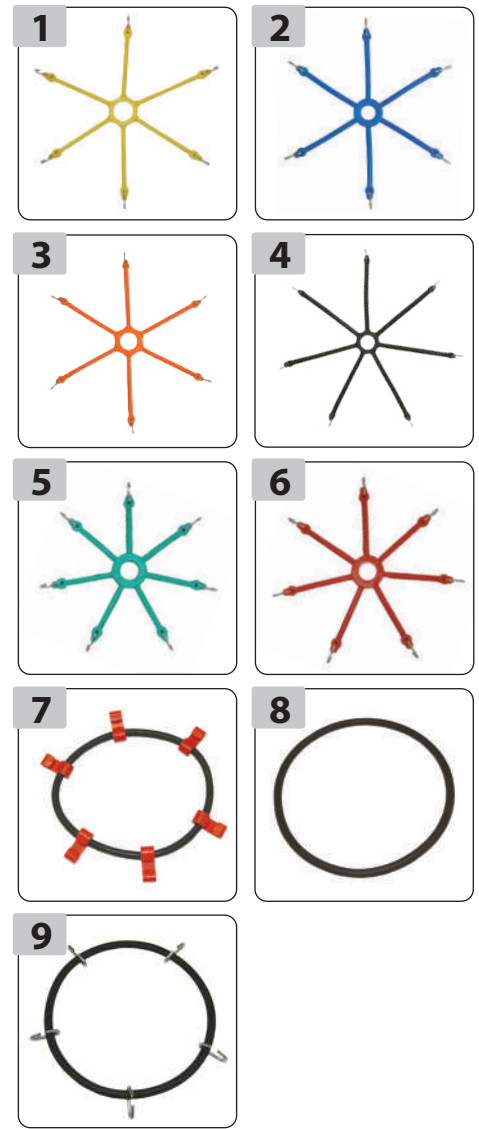


0296 LINK SHACKLE PICTURED

ACCESSORIES

SPIDER BUNGEEES

STOCK NUMBER	APPLICATION	NUMBER OF ARMS	WEIGHT / PR (LBS)	STANDARD PACKAGE	PICTURE
0212	PASSENGER	6	1	30 PR	1
0216	LIGHT TRUCK / SUV				2
0218	TRUCK				3
0220	TRACTOR / LIGHT LOADER	7	3	20 PR	4
0213	SMALL ATV / UTV				5
0217	GARDEN TRACTOR SNOW BLOWER LARGE ATV / UTV FORKLIFT / SKID STEER				6



ROUND RUBBER TIGHTENERS

STOCK NUMBER	APPLICATION	WEIGHT/ PR (LBS)	STANDARD PACKAGE	PICTURE	
QV1172	VOLT PASSENGER	0.4	30 PR	7	
QV1174	VOLT PASSENGER, LIGHT TRUCK	0.5			
QV1176	VOLT LIGHT TRUCK				
QV1870	VOLT TRUCK	0.6		30 PR	8
QV1874					
QV1876					
QV1882					
0214	PASSENGER	0.5		9	
0225	LIGHT TRUCK / SUV	0.6			
0229	TRUCK	1			


⚠ WARNING: ALWAYS WEAR EYE PROTECTION WHEN INSTALLING RUBBER BUNGEEES, TIGHTENERS OR STRAPS.

METAL SPRING TIGHTENERS

STOCK NUMBER	APPLICATION	WEIGHT/ PR (LBS)	STANDARD PACKAGE	PICTURE
0272	GARDEN TRACTOR SMALL ATV / SMALL FORKLIFT	1.5	1 PR	11
0273	LIGHT TRUCK / TRUCK / SKID STEER LOADER / GRADER / TRACTOR LARGE ATV / LARGE FORKLIFT	5.7		

LINK SHACKLE TIGHTENERS

STOCK NUMBER	APPLICATION	FITS RIM SIZE	WEIGHT/ PR (LBS)	STANDARD PACKAGE	PICTURE
0294	TRACTOR & LIGHT LOADER	20" - 24"	22	1 PR	12
0296	TRACTOR, LOADER/GRADER & SKIDDER	25" - UP	26		



NATURAL RUBBER BUNGEE STRAPS

STOCK NUMBER	DESCRIPTION	STANDARD PACKAGE	PICTURE
0209	9 INCH STRAP	50 PCS / BOX (5 BUNDLES OF 10 PCS)	13
0215	15 INCH STRAP		
0221	21 INCH STRAP		
0231	31 INCH STRAP		
0241	41 INCH STRAP		





TRYGG

PARTS AND ACCESSORIES



CONTINUOUS SIDE CHAIN

STOCK NUMBER	WEIGHT / PKG (LBS)	METRIC WIRE SIZE	LINK PITCH LENGTH	STANDARD PACKAGE
TR311060	40	6 MM	38 MM	100'
TR311061	45	6 MM SUPER	34 MM	
TR311070	55	7 MM	42 MM	
TR311081	37.5	8 MM	50 MM	50'
TR311096	50	9.5 MM	50 MM	
TR311095	45	9.5 MM	62.5 MM	
TR311110	70	11 MM	60 MM	
TR311131	92.5	13 MM	60 MM	
TR311132	97.5	13 MM	81 MM	



REPAIR RINGS

STOCK NUMBER	WEIGHT / PKG (LBS)	METRIC WIRE SIZE	FOR USE WITH	STANDARD PACKAGE
TR520111	2	9.5 MM	10 MM	1 EACH
TR520112	3	13 MM	13 MM	



SWISS FLEXI 3-LINK REPAIR KIT

STOCK NUMBER	WEIGHT / PKG (LBS)	METRIC WIRE SIZE	FOR USE WITH	STANDARD PACKAGE
TR306203	.5	8 MM	TR5709XX	1 EACH
TR306403	1.3	11.5 MM	TR5707XX	



BOOMER FASTENER WITH LINK

STOCK NUMBER	WEIGHT / PKG (LBS)	METRIC WIRE SIZE	FOR USE WITH	STANDARD PACKAGE
TR331220	3.8	4 MM	5 - 5.5 MM	25 PCS
TR331230	8.3	6 MM	6 - 7 MM	
TR331240	13.8	8 MM	8 MM	
TR331250	25.3	10 MM	9.5 - 11 MM	



SWISS FLEXI EXTENSION



SMT EXTENSION

TRYGG EXTENSION KITS

STOCK NUMBER	WEIGHT / PKG (LBS)	METRIC WIRE SIZE	FOR USE WITH	STANDARD PACKAGE
SWISS FLEXI				1 PAIR
TR570-03	20	8 MM	TR570945	
TR570-08	55.6	11.5 MM	TR570764-66	
TR570-09	61		TR570768	
TR570-12	50		TR570760	
TR570-13	45		TR570762	
SMT				
TR600290	12	8 MM	8 MM SMT	
TR600390	18	9.5 MM	9.5 MM SMT	



BOOMER FASTENER WITH SHACKLE

STOCK NUMBER	WEIGHT / PKG (LBS)	METRIC WIRE SIZE	FOR USE WITH	STANDARD PACKAGE
TR334070	7.8	6 MM	6 - 7 MM	25 PCS
TR334080	16.5	8 MM	8 MM	



INNER LOCK / FLAT C-HOOK

STOCK NUMBER	WEIGHT / PKG (LBS)	METRIC WIRE SIZE	FOR USE WITH	STANDARD PACKAGE
TR333220	2.8	8 MM	6 - 7 MM	25 PCS
TR333230	5	9 MM	8 - 10 MM	

TRYGG PIN REMOVAL TOOL SEE PAGE 109



PIN COUPLERS

STOCK NUMBER	WEIGHT / PKG (LBS)	METRIC WIRE SIZE	FOR USE WITH	STANDARD PACKAGE
TR520210	.4	10 MM	9.5 - 11 MM	1 EACH
TR520215	.8	16 MM	13 - 16 MM	
TR520218	1.4	19 MM	16 - 19 MM	
TR520221	1.9	22 MM	19 - 22 MM	

ACCESSORIES



MORE CHAIN STYLES & FITMENTS AVAILABLE ON OUR WEBSITE: WWW.QUALITYCHAINCORP.COM
EMAIL: INFO@QUALITYCHAINCORP.COM OR CALL US DIRECT: (503) 614-9664 / CA & NV CUSTOMERS CALL: (916) 409-0408



PARTS AND ACCESSORIES



TRYGG



CONTINUOUS SQUARE ICE CROSS CHAIN

STOCK NUMBER	WEIGHT / PKG (LBS)	METRIC WIRE SIZE	LINK PITCH LENGTH	STANDARD PACKAGE
TR305070	69	7 MM	25 MM	100'
TR305080	100	8 MM	28 MM	
TR305100	71	10 MM	36 MM	
TR305110	60.7	11.5 MM	41.5 MM	50'
TR305130	100	13 MM	43.7 MM	



CONTINUOUS STUDED CROSS CHAIN

STOCK NUMBER	WEIGHT / PKG (LBS)	METRIC WIRE SIZE	LINK PITCH LENGTH	STANDARD PACKAGE
TR301072	94	7 MM SUPER	29.5 MM	100'
TR301080	65	8 MM	29.5 MM	
TR301095	85.5	9.5 MM	36.5 MM	50'
TR301110	123.5	11 MM	42 MM	
TR301130	161	13 MM	56 MM	

SEE PAGE 114 FOR HOW TO MEASURE
(INSIDE OF HOOK TO INSIDE OF HOOK)

TRYGG STUDED CROSS CHAIN WITH HOOKS

CROSS CHAIN SPECIFICATIONS

CROSS CHAIN STOCK NUMBER	INSIDE LENGTH HOOK TO HOOK (INCHES)	NO. OF LINKS	WIRE SIZE (INCHES)	METRIC WIRE SIZE	GAUGE	HOOK STOCK NUMBER	HOOK WIRE SIZE (INCHES)	HOOK METRIC WIRE SIZE	HOOK GAUGE	X-CHAIN STEEL TYPE	STD PKG
TR307581	12.66"	8	9/32"	7 MM	.281	TR320080	5/16"	8 MM	.312	ALLOY	25 PCS
TR307582	13.82"	9	9/32"	7 MM	.281	TR320080	5/16"	8 MM	.312	ALLOY	25 PCS
TR307583	14.98"	10	9/32"	7 MM	.281	TR320080	5/16"	8 MM	.312	ALLOY	25 PCS
TR307584	16.14"	11	9/32"	7 MM	.281	TR320080	5/16"	8 MM	.312	ALLOY	25 PCS
TR307585	17.3"	12	9/32"	7 MM	.281	TR320080	5/16"	8 MM	.312	ALLOY	25 PCS
TR307586	18.46"	13	9/32"	7 MM	.281	TR320080	5/16"	8 MM	.312	ALLOY	25 PCS
TR307587	19.62"	14	9/32"	7 MM	.281	TR320080	5/16"	8 MM	.312	ALLOY	25 PCS
TR307588	20.78"	15	9/32"	7 MM	.281	TR320080	5/16"	8 MM	.312	ALLOY	25 PCS
TR307589	21.94"	16	9/32"	7 MM	.281	TR320080	5/16"	8 MM	.312	ALLOY	25 PCS
TR307590	23.1"	17	9/32"	7 MM	.281	TR320080	5/16"	8 MM	.312	ALLOY	25 PCS
TR307591	24.26"	18	9/32"	7 MM	.281	TR320080	5/16"	8 MM	.312	ALLOY	25 PCS
TR307081	16.08"	10	5/16"	8 MM	.312	TR320100	3/8"	10 MM	.375	ALLOY	25 PCS
TR307083	17.24"	11	5/16"	8 MM	.312	TR320100	3/8"	10 MM	.375	ALLOY	25 PCS
TR307085	18.4"	12	5/16"	8 MM	.312	TR320100	3/8"	10 MM	.375	ALLOY	25 PCS
TR307087	20.72"	14	5/16"	8 MM	.312	TR320100	3/8"	10 MM	.375	ALLOY	25 PCS
TR307088	23.04"	16	5/16"	8 MM	.312	TR320100	3/8"	10 MM	.375	ALLOY	25 PCS
TR304746	16.25"	13	9/32"	7 MM	.281	TR320080	5/16"	8 MM	.312	ALLOY	25 PCS
TR304747	17"	14	9/32"	7 MM	.281	TR320080	5/16"	8 MM	.312	ALLOY	25 PCS
TR304749	18"	15	9/32"	7 MM	.281	TR320080	5/16"	8 MM	.312	ALLOY	25 PCS
TR304752	22"	19	9/32"	7 MM	.281	TR320080	5/16"	8 MM	.312	ALLOY	25 PCS
TR304884	16.25"	11	5/16"	8 MM	.312	TR320100	3/8"	10 MM	.375	ALLOY	25 PCS
TR304885	17.25"	12	5/16"	8 MM	.312	TR320100	3/8"	10 MM	.375	ALLOY	25 PCS
TR304888	23.25"	17	5/16"	8 MM	.312	TR320100	3/8"	10 MM	.375	ALLOY	25 PCS

TRYGG SQUARE LINK CROSS CHAIN WITH HOOKS

CROSS CHAIN STOCK NUMBER	INSIDE LENGTH HOOK TO HOOK (INCHES)	NO. OF LINKS	WIRE SIZE (INCHES)	METRIC WIRE SIZE	GAUGE	HOOK STOCK NUMBER	HOOK WIRE SIZE (INCHES)	HOOK METRIC WIRE SIZE	HOOK GAUGE	X-CHAIN STEEL TYPE	STD PKG
TR304746	16.25"	13	9/32"	7 MM	.281	TR320080	5/16"	8 MM	.312	ALLOY	25 PCS
TR304747	17"	14	9/32"	7 MM	.281	TR320080	5/16"	8 MM	.312	ALLOY	25 PCS
TR304749	18"	15	9/32"	7 MM	.281	TR320080	5/16"	8 MM	.312	ALLOY	25 PCS
TR304752	22"	19	9/32"	7 MM	.281	TR320080	5/16"	8 MM	.312	ALLOY	25 PCS
TR304884	16.25"	11	5/16"	8 MM	.312	TR320100	3/8"	10 MM	.375	ALLOY	25 PCS
TR304885	17.25"	12	5/16"	8 MM	.312	TR320100	3/8"	10 MM	.375	ALLOY	25 PCS
TR304888	23.25"	17	5/16"	8 MM	.312	TR320100	3/8"	10 MM	.375	ALLOY	25 PCS

CROSS CHAIN HOOKS



STOCK NUMBER	WEIGHT / PKG (LBS)	METRIC WIRE SIZE	PITCH LENGTH	STANDARD PACKAGE
TR320060	4	6 MM	35 MM	50 PCS
TR320080	8.5	8 MM	43 MM	
TR320081	10	8 MM HYBRID	57 MM	
TR320100	16	10 MM	57 MM	25 PCS
TR320110	22.5	11 MM	61 MM	
TR320130	18	13 MM	70 MM	

TIGHTENING RAILS



STOCK NUMBER	WEIGHT / PKG (LBS)	FOR USE WITH TRYGG	STANDARD PACKAGE
TR336030	19.4	8, 9.5 & 11 MM	1 EACH
TR336040	37.7	13 & 16 MM	

STUDED CROSS CHAIN



SQUARE LINK CROSS CHAIN



HOOK SPECIFICATIONS

ACCESSORIES

WIRE DIAMETER CROSS REFERENCE CHART

NOMINAL WEIGHTS AND DIMENSIONS ARE SUBJECT TO TOLERANCE OF PLUS OR MINUS 4%

NOMINAL SIZE	GAUGE	FRACTIONAL (INCHES)	METRIC
1/0	.177	11/64"	4.5 MM
2/0	.192	3/16"	4.8 MM
3/0	.207	13/64"	5.2 MM
4/0	.218	7/32"	5.5 MM
5/0	.250	1/4"	6.4 MM
6/0	.281	9/32"	7 MM
7/0	.312	5/16"	8 MM
8/0	.344	11/32"	9 MM
9/0	.375	3/8"	10 MM
10/0	.406	13/32"	10.3 MM
11/0	.437	7/16"	11 MM
13/0	.500	1/2"	13 MM
14/0	.531	17/32"	13.5 MM


FINDING YOUR REPLACEMENT CROSS CHAIN

To find the correct replacement cross chain for your application, follow these simple steps and refer to the tables on pages 115 - 119.



STEP 1:

Determine what type of chain you have.
(If possible, measure wire diameter)



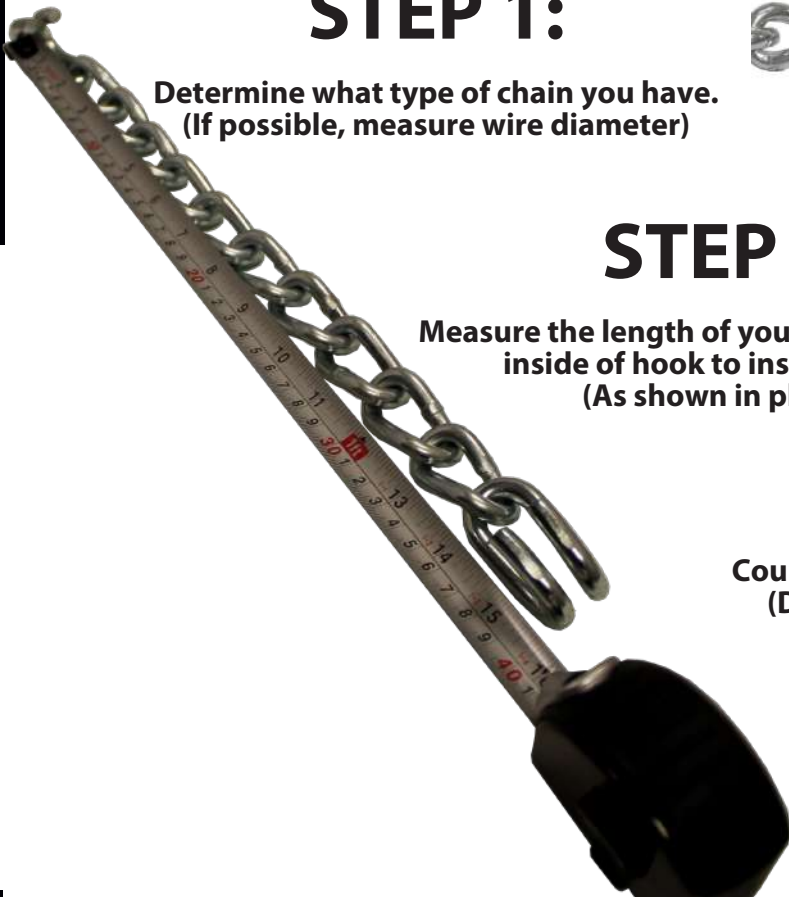

STEP 2:

Measure the length of your cross chain from inside of hook to inside of hook.
(As shown in photos)

STEP 3:

Count the number of links in your cross chain.
(Do not count the outside hooks as links)

USE THIS INFORMATION TO FIND YOUR REPLACEMENT CROSS CHAIN ON THE FOLLOWING PAGES.



REPLACEMENT CROSS CHAIN

SEE PAGE 114 FOR HOW TO MEASURE
(INSIDE OF HOOK TO INSIDE OF HOOK)

ROUND TWIST



CROSS CHAIN SPECIFICATIONS

HOOK SPECIFICATIONS

CROSS CHAIN STOCK NUMBER	INSIDE LENGTH HOOK TO HOOK (INCHES)	NO. OF LINKS	WIRE SIZE (INCHES)	METRIC WIRE SIZE	GAUGE	HOOK STOCK NUMBER	HOOK WIRE SIZE (INCHES)	HOOK METRIC WIRE SIZE	HOOK GAUGE	X-CHAIN STEEL TYPE	STD PKG
6219	12.12"	9	7/32"	5.5 MM	.218	20250	1/4"	6.4 MM	.250	CARBON	25 PCS
6221	13.24"	10	7/32"	5.5 MM	.218	20250	1/4"	6.4 MM	.250	CARBON	25 PCS
6221LM	13.24"	10	7/32"	5.5 MM	.218	A20250	1/4"	6.4 MM	.250	ALLOY	25 PCS
6223	14.08"	11	7/32"	5.5 MM	.218	20250	1/4"	6.4 MM	.250	CARBON	25 PCS
6225	15.12"	12	7/32"	5.5 MM	.218	20250	1/4"	6.4 MM	.250	CARBON	25 PCS
6225LM	15.12"	12	7/32"	5.5 MM	.218	A20250	1/4"	6.4 MM	.250	ALLOY	25 PCS
6229	17.1"	14	7/32"	5.5 MM	.218	20250	1/4"	6.4 MM	.250	CARBON	25 PCS
6250	13.32"	8	9/32"	7 MM	.281	20312	5/16"	8 MM	.312	CARBON	25 PCS
6251	14.37"	9	9/32"	7 MM	.281	20250	1/4"	6.4 MM	.250	CARBON	25 PCS
6251CL	14"	11	15/64"	5.9 MM	.230	A20281	9/32"	7 MM	.281	ALLOY	25 PCS
6251LM	14.37"	9	9/32"	7 MM	.281	A20312AL	5/16"	8 MM	.312	ALLOY	25 PCS
6253	15.62"	10	9/32"	7 MM	.281	20250	1/4"	6.4 MM	.250	CARBON	25 PCS
6253CL	16.25"	13	15/64"	5.9 MM	.230	A20281	9/32"	7 MM	.281	ALLOY	25 PCS
6253LM	15.62"	10	9/32"	7 MM	.281	A20312AL	5/16"	8 MM	.312	ALLOY	25 PCS
6254	16.84"	11	9/32"	7 MM	.281	20312	5/16"	8 MM	.312	CARBON	25 PCS
6255	12.88"	7	5/16"	8 MM	.312	20375	3/8"	10 MM	.375	CARBON	25 PCS
6256	14.62"	8	5/16"	8 MM	.312	20375	3/8"	10 MM	.375	CARBON	25 PCS
6256HH	14.62"	8	5/16"	8 MM	.312	20406	13/32"	10.3 MM	.406	CARBON	25 PCS
6258	17.25"	11	9/32"	7 MM	.281	20375	3/8"	10 MM	.375	CARBON	25 PCS
6259	18.12"	12	9/32"	7 MM	.281	20312	5/16"	8 MM	.312	CARBON	25 PCS
6260	16.01"	9	5/16"	8 MM	.312	20375	3/8"	10 MM	.375	CARBON	25 PCS
6260HH	16.01"	9	5/16"	8 MM	.312	20406	13/32"	10.3 MM	.406	CARBON	25 PCS
6260LM	16.01"	9	5/16"	8 MM	.312	A20375AL	3/8"	10 MM	.375	ALLOY	25 PCS
6263	17.4"	10	5/16"	8 MM	.312	20375	3/8"	10 MM	.375	CARBON	25 PCS
6263LM	17.4"	10	5/16"	8 MM	.312	A20375AL	3/8"	10 MM	.375	ALLOY	25 PCS
6265	23.12"	16	9/32"	7 MM	.281	20375	3/8"	10 MM	.375	CARBON	25 PCS
6266	18.79"	11	5/16"	8 MM	.312	20375	3/8"	10 MM	.375	CARBON	25 PCS
6267	24.37"	17	9/32"	7 MM	.281	20312	5/16"	8 MM	.312	CARBON	25 PCS
6268	20.36"	12	5/16"	8 MM	.312	20375	3/8"	10 MM	.375	CARBON	25 PCS
6434	17.36"	11	3/8"	10 MM	.375	20406	13/32"	10.3 MM	.406	CARBON	25 PCS
A6434	17.36"	11	3/8"	10 MM	.375	A20406	13/32"	10.3 MM	.406	ALLOY	25 PCS
6434HH	17.36"	11	3/8"	10 MM	.375	204375	7/16"	11 MM	.437	CARBON	25 PCS
6438	20.5"	13	3/8"	10 MM	.375	20406	13/32"	10.3 MM	.406	CARBON	25 PCS
6438HH	20.5"	13	3/8"	10 MM	.375	204375	7/16"	11 MM	.437	CARBON	25 PCS
6445	21.14"	14	3/8"	10 MM	.375	20406	13/32"	10.3 MM	.406	CARBON	25 PCS
A6445	21.14"	14	3/8"	10 MM	.375	A20406	13/32"	10.3 MM	.406	ALLOY	25 PCS
6453HH	16.56"	10	3/8"	10 MM	.375	20406	13/32"	10.3 MM	.406	CARBON	25 PCS
6630	24.5"	17	3/8"	10 MM	.375	20406	13/32"	10.3 MM	.406	CARBON	10 PCS
A6630	25"	17	3/8"	10 MM	.375	A20406	13/32"	10.3 MM	.406	ALLOY	10 PCS
6640	28"	15	7/16"	11 MM	.437	20437	7/16"	11 MM	.437	CARBON	10 PCS
A6640	28"	15	7/16"	11 MM	.437	A20437AL	7/16"	11 MM	.437	ALLOY	10 PCS
6650	34.4"	19	7/16"	11 MM	.437	20437	7/16"	11 MM	.437	CARBON	10 PCS
A6650	34.4"	19	7/16"	11 MM	.437	A20437AL	7/16"	11 MM	.437	ALLOY	10 PCS
6660	37.75"	19	17/32"	13.5 MM	.531	20531	17/32"	13.5 MM	.531	CARBON	5 PCS
A6660	39.3"	19	17/32"	13.5 MM	.531	A20531	17/32"	13.5 MM	.531	ALLOY	5 PCS
6670	44.5"	22	17/32"	13.5 MM	.531	20531	17/32"	13.5 MM	.531	CARBON	5 PCS
6680	51.5"	26	17/32"	13.5 MM	.531	20531	17/32"	13.5 MM	.531	CARBON	5 PCS
7213	21.57"	13	5/16"	8 MM	.312	20375	3/8"	10 MM	.375	CARBON	25 PCS

ACCESSORIES

(ROUND TWIST CROSS CHAIN CONTINUES ON PAGE 116)

REPLACEMENT CROSS CHAIN

SEE PAGE 114 FOR HOW TO MEASURE
(INSIDE OF HOOK TO INSIDE OF HOOK)

ROUND TWIST

(CONTINUED FROM PAGE 115)



CROSS CHAIN SPECIFICATIONS

HOOK SPECIFICATIONS

CROSS CHAIN STOCK NUMBER	INSIDE LENGTH HOOK TO HOOK (INCHES)	NO. OF LINKS	WIRE SIZE (INCHES)	METRIC WIRE SIZE	GAUGE	HOOK STOCK NUMBER	HOOK WIRE SIZE (INCHES)	HOOK METRIC WIRE SIZE	HOOK GAUGE	X-CHAIN STEEL TYPE	STD PKG
7213CL	21.75"	15	9/32"	7 MM	.281	A20281	9/32"	7 MM	.281	ALLOY	25 PCS
7213LM	21.5"	13	5/16"	8 MM	.312	A20375AL	3/8"	10 MM	.375	ALLOY	25 PCS
7214	22.96"	14	5/16"	8 MM	.312	20375	3/8"	10 MM	.375	CARBON	25 PCS
7214LM	23"	14	5/16"	8 MM	.312	A20375AL	3/8"	10 MM	.375	ALLOY	25 PCS
7215	24.35"	15	5/16"	8 MM	.312	20375	3/8"	10 MM	.375	CARBON	25 PCS
7215CL	24.5"	17	9/32"	7 MM	.281	A20281	9/32"	7 MM	.281	ALLOY	25 PCS
7215LM	24.35"	15	5/16"	8 MM	.312	A20375AL	3/8"	10 MM	.375	ALLOY	25 PCS
7216	31.3"	20	5/16"	8 MM	.312	20375	3/8"	10 MM	.375	CARBON	25 PCS
7420	23.66"	16	3/8"	10 MM	.375	20406	13/32"	10.3 MM	.406	CARBON	10 PCS
7426	27.44"	19	3/8"	10 MM	.375	20406	13/32"	10.3 MM	.406	CARBON	10 PCS
7465XD	17.4"	10	5/16"	8 MM	.312	20375	3/8"	10 MM	.375	CARBON	25 PCS
9562	31.29"	17	7/16"	11 MM	.437	20437	7/16"	11 MM	.437	CARBON	10 PCS
9567	39.1"	22	7/16"	11 MM	.437	20437	7/16"	11 MM	.437	CARBON	10 PCS

CROSS CHAIN SPECIFICATIONS

HOOK SPECIFICATIONS

CROSS CHAIN STOCK NUMBER	INSIDE LENGTH HOOK TO HOOK (INCHES)	NO. OF LINKS	WIRE SIZE (INCHES)	METRIC WIRE SIZE	GAUGE	HOOK STOCK NUMBER	HOOK WIRE SIZE (INCHES)	HOOK METRIC WIRE SIZE	HOOK GAUGE	X-CHAIN STEEL TYPE	STD PKG
5814	10.18"	7	13/64"	5.2 MM	.207	20230	15/64"	5.9 MM	.230	CARBON	25 PCS
5820	12.02"	9	13/64"	5.2 MM	.207	20230	15/64"	5.9 MM	.230	CARBON	25 PCS
5824	14"	11	13/64"	5.2 MM	.207	20230	15/64"	5.9 MM	.230	CARBON	25 PCS
5822	12.94"	10	13/64"	5.2 MM	.207	20230	15/64"	5.9 MM	.230	CARBON	25 PCS
5826	16"	13	13/64"	5.2 MM	.207	20230	15/64"	5.9 MM	.230	CARBON	25 PCS
6819	12.12"	9	7/32"	5.5 MM	.218	20250	1/4"	6.4 MM	.250	CARBON	25 PCS
6821	13.12"	10	7/32"	5.5 MM	.218	20250	1/4"	6.4 MM	.250	CARBON	25 PCS
6822	14.37"	9	9/32"	7 MM	.281	20312	5/16"	8 MM	.312	CARBON	25 PCS
6825	15.12"	12	7/32"	5.5 MM	.218	20250	1/4"	6.4 MM	.250	CARBON	25 PCS
6830	25"	17	3/8"	10 MM	.375	20406	13/32"	10.3 MM	.406	CARBON	10 PCS
6853	15.64"	10	9/32"	7 MM	.281	20312	5/16"	8 MM	.312	CARBON	25 PCS
6858	17.25"	11	9/32"	7 MM	.281	20375	3/8"	10 MM	.375	CARBON	25 PCS
6859	18.12"	12	9/32"	7 MM	.281	20312	5/16"	8 MM	.312	CARBON	25 PCS
6860	16.01"	9	5/16"	8 MM	.312	20375	3/8"	10 MM	.375	CARBON	25 PCS
6863	17.4"	10	5/16"	8 MM	.312	20375	3/8"	10 MM	.375	CARBON	25 PCS
6866	18.79"	11	5/16"	8 MM	.312	20375	3/8"	10 MM	.375	CARBON	25 PCS



V-BAR

REPLACEMENT CROSS CHAIN

SEE PAGE 114 FOR HOW TO MEASURE
(INSIDE OF HOOK TO INSIDE OF HOOK)

SQUARE LINK



CROSS CHAIN SPECIFICATIONS

HOOK SPECIFICATIONS

CROSS CHAIN STOCK NUMBER	INSIDE LENGTH HOOK TO HOOK (INCHES)	NO. OF LINKS	WIRE SIZE (INCHES)	METRIC WIRE SIZE	GAUGE	HOOK STOCK NUMBER	HOOK WIRE SIZE (INCHES)	HOOK METRIC WIRE SIZE	HOOK GAUGE	X-CHAIN STEEL TYPE	STD PKG
6221SL	14.18"	11	7/32"	5.5 MM	.218	A20250	1/4"	6.4 MM	.250	ALLOY	25 PCS
6225SL	15.4"	13	7/32"	5.5 MM	.218	A20250	1/4"	6.4 MM	.250	ALLOY	25 PCS
6229SL	18.25"	15	7/32"	5.5 MM	.218	A20250	1/4"	6.4 MM	.250	ALLOY	25 PCS
6251SL	14.5"	9	9/32"	7 MM	.281	A20312AL	5/16"	8 MM	.312	ALLOY	25 PCS
6253SL	17"	11	9/32"	7 MM	.281	A20312AL	5/16"	8 MM	.312	ALLOY	25 PCS
6255SL	12"	7	5/16"	8 MM	.312	A20375AL	3/8"	10 MM	.375	ALLOY	25 PCS
6259SL	19"	13	9/32"	7 MM	.281	A20312AL	5/16"	8 MM	.312	ALLOY	25 PCS
6260SL	16.04"	9	5/16"	8 MM	.312	A20375AL	3/8"	10 MM	.375	ALLOY	25 PCS
6263SL	18.5"	11	5/16"	8 MM	.312	A20375AL	3/8"	10 MM	.375	ALLOY	25 PCS
6268SL	21"	13	5/16"	8 MM	.312	A20375AL	3/8"	10 MM	.375	ALLOY	25 PCS
6445SL	21.14"	13	3/8"	10 MM	.375	A20437AL	7/16"	11 MM	.437	ALLOY	10 PCS
6455SL	27.25"	19	3/8"	10 MM	.375	A20406	13/32"	10.3 MM	.406	ALLOY	10 PCS
E6520S	27"	17	5/16"	8 MM	.312	A20406	13/32"	10.3 MM	.406	ALLOY	25 PCS
E6530S	26.5"	17	3/8"	10 MM	.375	A20437AL	7/16"	11 MM	.437	ALLOY	10 PCS
E6535SH	28.5"	15	7/16"	11 MM	.437	A20531	17/32"	13.5 MM	.531	ALLOY	10 PCS
E6540SH	32.25"	17	7/16"	11 MM	.437	A20531	17/32"	13.5 MM	.531	ALLOY	10 PCS
E6550SH	35.5"	19	7/16"	11 MM	.437	A20531	17/32"	13.5 MM	.531	ALLOY	10 PCS
E6555SH	40.5"	23	7/16"	11 MM	.437	A20437AL	7/16"	11 MM	.437	ALLOY	10 PCS
E6560SH	38.25"	21	17/32"	13.5 MM	.531	A20531	17/32"	13.5 MM	.531	ALLOY	5 PCS
E6570SH	45"	25	17/32"	13.5 MM	.531	A20531	17/32"	13.5 MM	.531	ALLOY	5 PCS
E6580SH	52"	29	17/32"	13.5 MM	.531	A20531	17/32"	13.5 MM	.531	ALLOY	5 PCS
E6590SH	56.7"	31	17/32"	13.5 MM	.531	A20531	17/32"	13.5 MM	.531	ALLOY	5 PCS
7213SL	21.25"	13	5/16"	8 MM	.312	A20375AL	3/8"	10 MM	.375	ALLOY	25 PCS
7215SL	24.25"	15	5/16"	8 MM	.312	A20375AL	3/8"	10 MM	.375	ALLOY	25 PCS

ACCESSORIES

TWISTED SQUARE LINK



CROSS CHAIN SPECIFICATIONS

HOOK SPECIFICATIONS

CROSS CHAIN STOCK NUMBER	INSIDE LENGTH HOOK TO HOOK (INCHES)	NO. OF LINKS	WIRE SIZE (INCHES)	METRIC WIRE SIZE	GAUGE	HOOK STOCK NUMBER	HOOK WIRE SIZE (INCHES)	HOOK METRIC WIRE SIZE	HOOK GAUGE	X-CHAIN STEEL TYPE	STD PKG
6221SLTWIST	13.25"	10	7/32"	5.5 MM	.218	A20250	1/4"	6.4 MM	.250	ALLOY	25 PCS
6225SLTWIST	15"	12	7/32"	5.5 MM	.218	A20250	1/4"	6.4 MM	.250	ALLOY	25 PCS
6251SLTWIST	14.5"	9	9/32"	7 MM	.281	A20312AL	5/16"	8 MM	.312	ALLOY	25 PCS
6253SLTWIST	15.5"	10	9/32"	7 MM	.281	A20312AL	5/16"	8 MM	.312	ALLOY	25 PCS
6259SLTWIST	18.12"	13	9/32"	7 MM	.281	A20312AL	5/16"	8 MM	.312	ALLOY	25 PCS
6260SLTWIST	16.01"	9	5/16"	8 MM	.312	A20375AL	3/8"	10 MM	.375	ALLOY	25 PCS
6263SLTWIST	17.25"	10	5/16"	8 MM	.312	A20375AL	3/8"	10 MM	.375	ALLOY	25 PCS
6268SLTWIST	22"	13	5/16"	8 MM	.312	A20375AL	3/8"	10 MM	.375	ALLOY	25 PCS
7213SLTWIST	22.25"	13	5/16"	8 MM	.312	A20375AL	3/8"	10 MM	.375	ALLOY	25 PCS
7214SLTWIST	23.5"	14	5/16"	8 MM	.312	A20375AL	3/8"	10 MM	.375	ALLOY	25 PCS
7215SLTWIST	24.75"	15	5/16"	8 MM	.312	A20375AL	3/8"	10 MM	.375	ALLOY	25 PCS

REPLACEMENT CROSS CHAIN

SEE PAGE 114 FOR HOW TO MEASURE
(INSIDE OF HOOK TO INSIDE OF HOOK)

STUDDED



CROSS CHAIN SPECIFICATIONS

HOOK SPECIFICATIONS

CROSS CHAIN STOCK NUMBER	INSIDE LENGTH HOOK TO HOOK (INCHES)	NO. OF LINKS	WIRE SIZE (INCHES)	METRIC WIRE SIZE	GAUGE	HOOK STOCK NUMBER	HOOK WIRE SIZE (INCHES)	HOOK METRIC WIRE SIZE	HOOK GAUGE	X-CHAIN STEEL TYPE	STD PKG
6912	15.13"	10	9/32"	7 MM	.281	A20344	11/32"	9 MM	.344	ALLOY	25 PCS
6913	16.13"	11	9/32"	7 MM	.281	A20344	11/32"	9 MM	.344	ALLOY	25 PCS
6915	18.63"	13	9/32"	7 MM	.281	A20312AL	5/16"	8 MM	.312	ALLOY	25 PCS
6915LW	18.25"	13	9/32"	7 MM	.281	A20312AL	5/16"	8 MM	.312	ALLOY	25 PCS
6916LW	19.75"	14	9/32"	7 MM	.281	A20312AL	5/16"	8 MM	.312	ALLOY	25 PCS
6918LW	22.2"	16	9/32"	7 MM	.281	A20312AL	5/16"	8 MM	.312	ALLOY	25 PCS
6920LW	23.75"	18	9/32"	7 MM	.281	A20312AL	5/16"	8 MM	.312	ALLOY	25 PCS
6923	17.13"	11	5/16"	8 MM	.312	A20393	3/8"	10 MM	.393	ALLOY	25 PCS
6925	19.38"	13	5/16"	8 MM	.312	A20393	3/8"	10 MM	.393	ALLOY	25 PCS
6926	20.63"	14	5/16"	8 MM	.312	A20393	3/8"	10 MM	.393	ALLOY	25 PCS
6930	26"	14	3/8"	10 MM	.375	A20437AL	7/16"	11 MM	.437	ALLOY	10 PCS
6931HD	23"	16	5/16"	8 MM	.312	A20393	3/8"	10 MM	.393	ALLOY	10 PCS
6932HD	25.13"	18	5/16"	8 MM	.312	A20393	3/8"	10 MM	.393	ALLOY	10 PCS
6935	17.4"	11	7/16"	11 MM	.437	A20531	17/32"	13.5 MM	.531	ALLOY	10 PCS
6940	29.75"	15	7/16"	11 MM	.437	A20531	17/32"	13.5 MM	.531	ALLOY	10 PCS
6950	36.4"	19	7/16"	11 MM	.437	A20531	17/32"	13.5 MM	.531	ALLOY	10 PCS
6960	39.11"	17	17/32"	13.5 MM	.531	A20531	17/32"	13.5 MM	.531	ALLOY	5 PCS
6970	44.5"	19	17/32"	13.5 MM	.531	A20531	17/32"	13.5 MM	.531	ALLOY	5 PCS
6980	51.5"	23	17/32"	13.5 MM	.531	A20531	17/32"	13.5 MM	.531	ALLOY	5 PCS
7915	24.5"	18	5/16"	8 MM	.312	A20375AL	3/8"	10 MM	.375	ALLOY	25 PCS



ROUND TWIST H-PATTERN

CROSS CHAIN SPECIFICATIONS

HOOK SPECIFICATIONS

CROSS CHAIN STOCK NUMBER	INSIDE LENGTH HOOK TO HOOK (INCHES)	NO. OF LINKS	WIRE SIZE (INCHES)	METRIC WIRE SIZE	GAUGE	HOOK STOCK NUMBER	HOOK WIRE SIZE (INCHES)	HOOK METRIC WIRE SIZE	HOOK GAUGE	X-CHAIN STEEL TYPE	STD PKG
6221HP	13"	10	7/32"	5.5 MM	.218	20250	1/4"	6.4 MM	.250	CARBON	10 PCS
6229HP	17"	14	7/32"	5.5 MM	.218	20250	1/4"	6.4 MM	.250	CARBON	10 PCS
6258HP	18"	12	9/32"	7 MM	.281	20312	5/16"	8 MM	.312	CARBON	10 PCS
DUO292	18.25"	9	3/8"	10 MM	.375	20406	13/32"	10.3 MM	.406	CARBON	5 PCS
DUO293	20"	10	3/8"	10 MM	.375	20406	13/32"	10.3 MM	.406	CARBON	5 PCS
DUO294	22"	11	3/8"	10 MM	.375	20406	13/32"	10.3 MM	.406	CARBON	5 PCS
DUO295	23.3"	12	3/8"	10 MM	.375	20406	13/32"	10.3 MM	.406	CARBON	5 PCS
DUO296	25.25"	13	3/8"	10 MM	.375	20406	13/32"	10.3 MM	.406	CARBON	5 PCS
DUO297	26.75"	14	3/8"	10 MM	.375	20406	13/32"	10.3 MM	.406	CARBON	5 PCS
DUO298	31.5"	17	3/8"	10 MM	.375	20406	13/32"	10.3 MM	.406	CARBON	5 PCS
DUO299	35.25"	19	3/8"	10 MM	.375	20406	13/32"	10.3 MM	.406	CARBON	5 PCS
DUO301	38"	21	3/8"	10 MM	.375	20406	13/32"	10.3 MM	.406	CARBON	5 PCS
DUO292LW	18.5"	9	5/16"	8 MM	.312	A20344	11/32"	9 MM	.344	ALLOY	5 PCS
DUO293LW	20"	10	5/16"	8 MM	.312	A20344	11/32"	9 MM	.344	ALLOY	5 PCS
DUO295LW	23.5"	12	5/16"	8 MM	.312	A20344	11/32"	9 MM	.344	ALLOY	5 PCS
DUO294LW	21.75"	11	5/16"	8 MM	.312	A20344	11/32"	9 MM	.344	ALLOY	5 PCS
DUO297LW	26.75"	14	5/16"	8 MM	.312	A20344	11/32"	9 MM	.344	ALLOY	5 PCS

ACCESSORIES

REPLACEMENT CROSS CHAIN

SEE PAGE 114 FOR HOW TO MEASURE
(INSIDE OF HOOK TO INSIDE OF HOOK)



LINK-OVER-LINK PATTERN PICTURED

SQUARE LINK H-PATTERN

NOTE: LINK-OVER-LINK ONLY AVAILABLE ON 8902 - 8909 PATTERNS.
8914 - 8918 PATTERNS ARE A STANDARD SQUARE LINK H-PATTERN DESIGN.

CROSS CHAIN SPECIFICATIONS

CROSS CHAIN STOCK NUMBER	INSIDE LENGTH HOOK TO HOOK (INCHES)	NO. OF LINKS	WIRE SIZE (INCHES)	METRIC WIRE SIZE	GAUGE	HOOK STOCK NUMBER	HOOK WIRE SIZE (INCHES)	HOOK METRIC WIRE SIZE	HOOK GAUGE	X-CHAIN STEEL TYPE	STD PKG
8902	28.5"	19	3/8"	10 MM	.375	A20437AL	7/16"	11 MM	.437	ALLOY	1 EACH
8903	28.75"	15	7/16"	11 MM	.437	A20531	17/32"	13.5 MM	.531	ALLOY	1 EACH
8905	35.5"	19	7/16"	11 MM	.437	A20531	17/32"	13.5 MM	.531	ALLOY	1 EACH
8906	37.5"	21	7/16"	11 MM	.437	A20531	17/32"	13.5 MM	.531	ALLOY	1 EACH
8907	36.5"	19	17/32"	13.5 MM	.531	A20531	17/32"	13.5 MM	.531	ALLOY	1 EACH
8908	38.75"	21	17/32"	13.5 MM	.531	A20531	17/32"	13.5 MM	.531	ALLOY	1 EACH
8909	42"	23	17/32"	13.5 MM	.531	A20531	17/32"	13.5 MM	.531	ALLOY	1 EACH
8914	18"	11	9/32"	7 MM	.281	A20312AL	5/16"	8 MM	.312	ALLOY	1 EACH
8918	23.25"	15	9/32"	7 MM	.281	A20312AL	5/16"	8 MM	.312	ALLOY	1 EACH

HOOK SPECIFICATIONS



STUDED H-PATTERN

CROSS CHAIN SPECIFICATIONS

CROSS CHAIN STOCK NUMBER	INSIDE LENGTH HOOK TO HOOK (INCHES)	NO. OF LINKS	WIRE SIZE (INCHES)	METRIC WIRE SIZE	GAUGE	HOOK STOCK NUMBER	HOOK WIRE SIZE (INCHES)	HOOK METRIC WIRE SIZE	HOOK GAUGE	X-CHAIN STEEL TYPE	STD PKG
8502	29.1"	16	3/8"	10 MM	.375	A20437AL	7/16"	11 MM	.437	ALLOY	5 PCS
8503	29.5"	15	7/16"	11 MM	.437	A20531	17/32"	13.5 MM	.531	ALLOY	5 PCS
8504	32.9"	17	7/16"	11 MM	.437	A20531	17/32"	13.5 MM	.531	ALLOY	5 PCS
8505	36.1"	19	7/16"	11 MM	.437	A20531	17/32"	13.5 MM	.531	ALLOY	5 PCS
8506	39.3"	21	7/16"	11 MM	.437	A20531	17/32"	13.5 MM	.531	ALLOY	1 EACH
8507	35.6"	15	17/32"	13.5 MM	.531	A20531	17/32"	13.5 MM	.531	ALLOY	1 EACH
8508	39.6"	17	17/32"	13.5 MM	.531	A20531	17/32"	13.5 MM	.531	ALLOY	1 EACH
8510	45.6"	20	17/32"	13.5 MM	.531	A20531	17/32"	13.5 MM	.531	ALLOY	1 EACH
8511	47.6"	21	17/32"	13.5 MM	.531	A20531	17/32"	13.5 MM	.531	ALLOY	1 EACH

HOOK SPECIFICATIONS

WHAT DO I NEED TO BE LEGAL?

NEED HELP FIGURING OUT WHAT MAKES YOU D.O.T. LEGAL WHEN DRIVING IN STATES WITH CHAIN LAWS?

ARE CHAINS LEGAL?

Tire chains are legal in all 50 states and, in certain areas, are **REQUIRED!** Certain states have some restrictions prohibiting the use of studded chains on paved roads.


HOW MANY DO I NEED?

Use the links on the next page to look up chain requirements for each state with tire chain laws. If the state you are looking for is not listed, visit the D.O.T. website for that state.

ARE EASYSOX LEGAL?

EasySox have been approved for use on passenger, light truck, SUV and commercial trucks in all 50 states. This includes states that require certification for fabric traction devices such as Washington and Colorado.

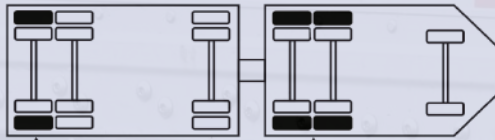
APPROVED FOR
USE IN



STATE CHAIN REQUIREMENTS FOR TRUCKS

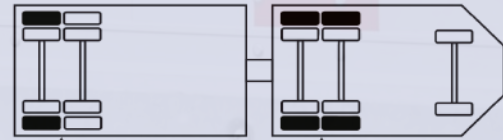
Note: This is only a guide. Actual chain requirements vary from state to state.

DUAL AXLE CHAINING DIAGRAM:



Chains on trailers may be staggered front and back.

All drive wheels may be required to use chains if conditions warrant.



Two outside wheels must be chained.

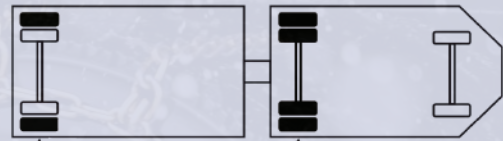
All drive wheels may be required to use chains if conditions warrant.

SINGLE AXLE CHAINING DIAGRAM: LINK CHAIN REQUIRED ON ALL DRIVE TIRES



Chains on trailers may be staggered front and back.

Drive axle must be chained.



Two outside wheels must be chained.

Drive axle must be chained.



COMMON CHAIN LAW STATES:

VISIT EACH STATE'S DEPARTMENT OF TRANSPORTATION WEBSITE FOR SPECIFIC CHAIN REGULATIONS

OREGON: WWW.TRIPCHECK.COM/PAGES/MINIMUM-CHAIN-REQUIREMENTS.ASP

WASHINGTON: WSDOT.COM/TRAVEL/REAL-TIME/MOUNTAINPASSES/TIRESANDCHAINS

COMMERCIAL-VEHICLE-CHAIN-REQUIREMENTS

CALIFORNIA: DOT.CA.GOV/TRAVEL/WINTER-DRIVING-TIPS/CHAIN-REQUIREMENTS

NEVADA: WWW.NEVADADOT.COM/HOME/SHOWDOCUMENT?ID=96

WYOMING: DOT.STATE.WY.US/home/travel/winter/chain_law.html

COLORADO: CSP.COLORADO.GOV/CHAIN-LAW-INFORMATION

VISIT OUR WEBSITE!

**YOUR ULTIMATE TOOL FOR
TIRE CHAIN INFORMATION!**

EASY!

Browse our large selection of products.
Search by part number or tire size!

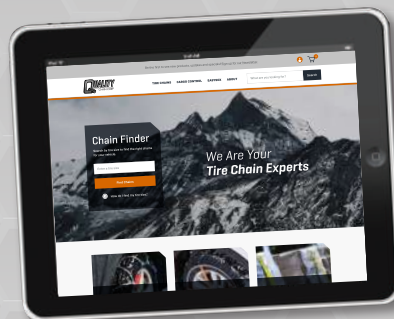

HELPFUL!

View installation videos and
instructions. Find specifications
on all our products.

Industry information, warranties, warnings, terms and conditions of
sale and other important information available at the click of your
finger. Don't forget to sign up for our newsletter to receive new
product updates and specials!

FAST!

Create a shortcut on your desktop and
bookmark our page for instant access!



ALSO DESIGNED FOR USE
WITH YOUR MOBILE DEVICE!



SCAN QR CODE TO GO
DIRECTLY TO OUR WEBSITE

For more information, up-to-date tire fitments, installation videos or
to download this catalog to your computer; visit our website at:

WWW.QUALITYCHAINCORP.COM

STANDARD CHAIN SPECIFICATIONS

STOCK NUMBER	X-CHAIN PER 1/2 PAIR	X-CHAIN DIAMETER	LINKS PER X-CHAIN	X-CHAIN WIDTH	SIDE CHAIN LENGTH	STOCK NUMBER	X-CHAIN PER 1/2 PAIR	X-CHAIN DIAMETER	LINKS PER X-CHAIN	X-CHAIN WIDTH	SIDE CHAIN LENGTH
LIGHT TRUCK / SUV						LOADER / GRADER					
2214(QC), 2814(QC)	15	0.218	10	13.12"	86.2"	6512	13	0.375	17	26.5"	124.8"
2216(QC), 2816(QC)	12	0.218	10	13.12"	71.3"	6515	14	0.375	17	26.5"	133.5"
2219(QC), 2819(QC)	13	0.218	10	13.12"	77.5"	6524	13	0.437	15	28.5"	124.8"
2221(QC), 2821(QC)	14	0.218	10	13.12"	80.9"	6527	15	0.437	15	28.5"	142.3"
2228(QC), 2828(QC)	14	0.218	12	15.12"	82.7"	6533	13	0.437	19	35.5"	133"
2229(QC), 2829(QC)	12	0.218	12	15.12"	72.3"	6545	11	0.531	21	38.25"	147.6"
2435HH	9	0.312	8	14.62"	72.8"	6557	13	0.531	25	45"	171.7"
2437HH	10	0.312	8	14.62"	79.3"	6572	13	0.531	29	52"	171.7"
2439HH	10	0.312	9	16.01"	77.2"	TRACTOR					
2440HH	11	0.312	9	16.01"	84"	DUO210	7	0.375	10	20"	108"
3210(QC), 3810(QC)	13	0.218	12	15.12"	76.4"	DUO214	7	0.375	9	18.25"	108.5"
3227(QC), 3827(QC)	10	0.281	10	15.62"	76.6"	DUO218	9	0.375	10	20"	139"
3228(QC), 3828(QC)	11	0.281	10	15.62"	82"	DUO226	8	0.375	9	18.25"	123.5"
3229(QC), 3829(QC)	10	0.281	12	18.12"	77.4"	DUO229	8	0.375	10	20"	123.5"
3231(QC), 3831(QC)	11	0.281	12	18.12"	84"	DUO239	7	0.375	12	23.3"	108.5"
3235(QC), 3835(QC)	12	0.281	12	18.12"	91.2"	DUO240	8	0.375	12	23.3"	123.5"
TRUCK						DUO241	6	0.375	11	22"	93"
2141SLC	14	0.281	9	14.60"	106.5"	DUO242	9	0.375	11	22"	139"
2145SLC	15	0.281	9	14.60"	113.3"	DUO246	11	0.375	11	22"	169"
2147SLC	13	0.281	11	16.75"	106"	DUO250	9	0.375	12	23.3"	139"
2149SLC	15	0.281	11	16.75"	115.6"	DUO252	10	0.375	12	23.3"	154"
2239(QC), 2839(QC)	13	0.281	9	14.37"	98.8"	DUO256	13	0.375	14	26.75"	206.6"
2241(QC), 2841(QC)	14	0.281	9	14.37"	106.5"	DUO262	9	0.375	14	26.75"	139"
2245(QC), 2845(QC)	15	0.281	9	14.37"	113.3"	DUO266	10	0.375	14	26.75"	154"
2247(QC), 2847(QC)	14	0.281	10	15.62"	106.5"	DUO268	8	0.375	17	31.5"	123.4"
2249(QC), 2849(QC)	15	0.281	10	15.62"	115.6"	DUO269	9	0.375	17	31.5"	139"
2251(QC), 2851(QC)	14	0.312	9	16.01"	114"	DUO270	11	0.375	14	26.75"	169"
2255(QC), 2855(QC)	14	0.312	10	17.40"	115.9"	DUO271	9	0.375	17	31.5"	140.4"
2441HH	11	0.375	11	17.36"	88.9"	DUO272	11	0.375	17	31.5"	169"
2445HH	12	0.375	11	17.36"	97.1"	DUO273	10	0.375	17	31.5"	154"
2448HH	13	0.375	11	17.36"	103.9"	DUO276	12	0.375	19	35.25"	185"
2452HH	14	0.375	11	17.36"	110.2"	DUO277	13	0.375	17	31.5"	198"
3255(QC), 3255LMC	14	0.312	13	21.57"	106.2"	DUO278	9	0.375	21	39.5"	180"
3261(QC), 3261LMC	16	0.312	14	22.96"	119.8"	DUO280	9	0.375	19	35.25"	139"
3269(QC), 3269LMC	13	0.312	15	24.35"	101.8"	DUO281	10	0.375	19	35.25"	154"
3271(QC), 3271LMC	14	0.312	15	24.35"	106.9"	SKID STEER					
LOADER / GRADER						1501-2	18	0.312	9	16.01"	78.5"
2612 (V)	14	0.375	17	25"	114.6"	1502-2	18	0.312	12	20.36"	78.5"
2615 (V)	16	0.375	17	25"	126.1"	1503-2	22	0.312	12	20.36"	92.36"
2624 (V)	13	0.437	15	28"	121.5"	1501HDSL-2	17	0.312	11	18.5"	79.5"
2627 (V)	15	0.437	15	28"	138.9"	1502HDSL-2	18	0.312	13	21"	83"
2633	14	0.437	19	34.4"	128"	1503HDSL-2	20	0.312	13	21"	91"
2636	15	0.437	19	34.4"	138.9"	ATV / UTV					
2642	18	0.437	19	34.4"	164.9"	ATV-A	9	.207	12	14"	52"
2645	15	0.531	19	39.3"	143.7"	ATV-B	10	.207	12	14"	54"
2657	17	0.531	22	44.5"	161.7"	ATV-C	10	.207	12	14"	56"
2672	17	0.531	26	51.5"	161.7"	ATV-D	12	.250	12	15.12"	67.5"
2675	18	0.531	26	51.5"	170.7"						



CORPORATE HEADQUARTERS - HILLSBORO, OR



ADDITIONAL WAREHOUSES

- ROCKLIN, CA
- MARION, IA

FOR MORE INFORMATION, UPDATED TIRE FITMENTS, INSTALLATION VIDEOS OR TO DOWNLOAD THIS CATALOG; VISIT OUR WEBSITE AT: WWW.QUALITYCHAINCORP.COM

PROUDLY OFFERING

YOUR ONE-STOP SHOP FOR ALL CARGO CONTROL PRODUCTS



Go online and visit our cargo control website!
QUALITYCARGOCONTROL.COM



**SPECIALIZING IN:
FLATBED, INDUSTRIAL,
INTERIOR VAN,
AUTO HAULING,
HARDWARE
& CUSTOM STRAPS**



**TIRE CHAINS FOR ALL YOUR NEEDS
PRODUCT AND SERVICE SECOND TO NONE!**